
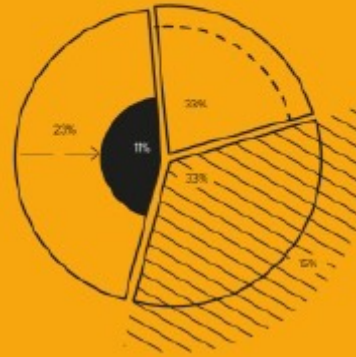
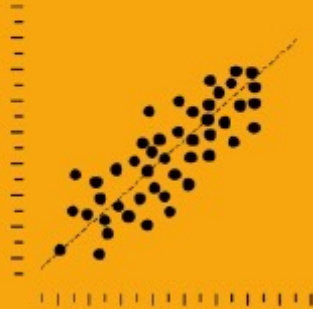




มหาวิทยาลัยมหิดล
Mahidol University

QS World University Rankings by Subject 2022

Official announcement:
6th April 2022
www.topuniversities.com



METHODOLOGY: INDICATORS & WEIGHTINGS

(5 broad subject areas)

Arts & Humanities

Engineering & Technology

Life Sciences & Medicine

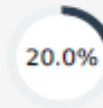
Natural Sciences

Social Sciences & Management

ACADEMIC REPUTATION Between 2017 and 2021 QS has collected votes from over 130,000 academics around the world. Each academic counted has given their opinion on universities in their fields of expertise.



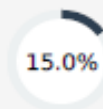
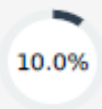
EMPLOYER REPUTATION The employability metric is based on employer reputation. The voice of over 75,000 global employers have been taken into account between 2017 and 2021 giving us a large pool of information in terms of hiring levels.



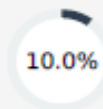
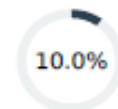
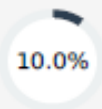
CITATIONS PER PAPER This ratio measures the average number of citations obtained per publication, and is an estimate of the impact and quality of the scientific work done by universities.



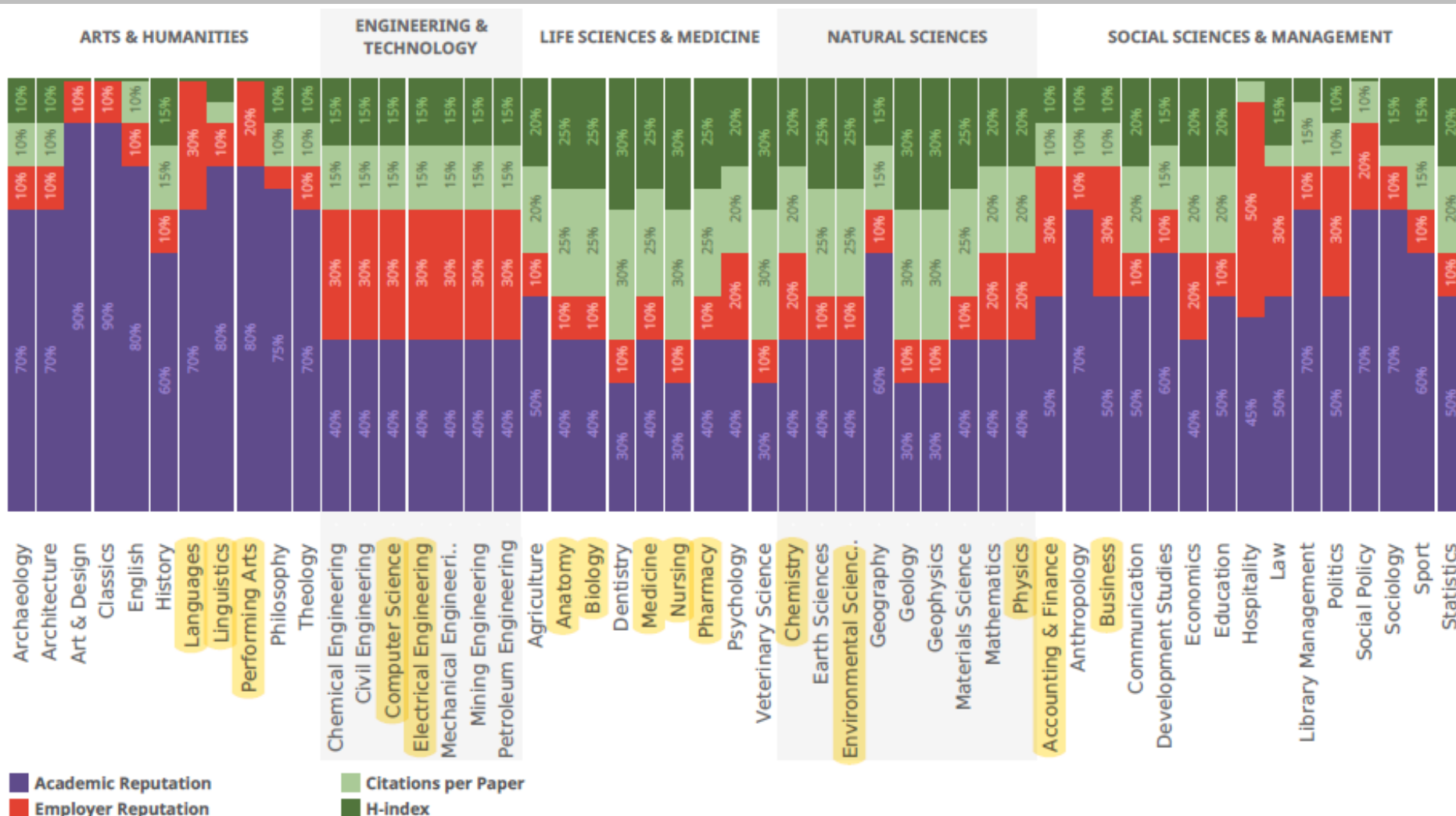
H-INDEX The h-index is an index that attempts to measure the stability of impact and quality of the work published by the institutions' scientists and scholars.



IRN International Research Network (IRN) is a measure of efficiency of establishing stable research collaborations in every of our 5 broad subject areas. It is introduced in the rankings by broad subject area only.



METHODOLOGY: INDICATORS & WEIGHTINGS (51 specific subjects)



The rankings use a variable approach to the weightings for the different subjects. The chart below provides details of the combinations used in the 2022 edition of the rankings.

QS World University Rankings 2022 (by Subject)

จัดอันดับมหาวิทยาลัยมหิดล
เป็นอันดับ **1** ของประเทศ ใน 8 สาขาวิชา

(1 สาขาวิชาหลัก และ 7 สาขาวิชาเฉพาะ)

สาขาวิชาหลัก

Life Sciences & Medicine **# 118**

สาขาวิชาเฉพาะ

Performing Arts **# 47**

Pharmacy & Pharmacology **# 100**

Anatomy & Physiology **# 101-140**

Nursing **# 101-150**

Medicine **# 122**

Linguistics **#201-250**

Biological Sciences **# 201-250**





มหาวิทยาลัยมหิดล
Mahidol University



5 สาขาวิชาหลัก	Broad Subject Area	Domestic Rank	Global Rank	
			2022	2021
Top 101-150	Life Sciences & Medicine	1	#118 ↑	#142
Top 301-400	Social Sciences & Management	3	#354 =	#351-400
	Art & Humanities	2	#370 ↑	#401-450
Top 401-500	Natural Sciences	2	#451-500 ↑	not ranked
	Engineering & Technology	4	#451-500 ↑	#551-600

15 สาขาวิชาเฉพาะ	Specific Subject Area	Domestic Rank	Global Rank	
			2022	2021
Top 50	Performing Arts	1	#47 ↑	#51-100
Top 100	Pharmacy & Pharmacology	1	#100 ↑	#101-150
Top 101-200	Anatomy & Physiology	1	#101-140 =	#101-120
	Nursing	1	#101-150 =	#101-150
	Medicine	1	#122 ↓	#116
Top 201-300	Linguistics	1	#201-250 =	#201-250
	Biological Sciences	1	#201-250 =	#201-250
Top 301-400	Accounting & Finance	2	#301-320 ↑	not ranked
	Modern Languages	3	#301-330 =	#301-320
	Chemistry	2	#301-350 =	#301-350
	Business & Management Studies	4	#351-400 =	#351-400
	Environmental Sciences	4	#351-400 =	#401-450
Top 401-500	Engineering - Electrical & Electronic	4	#451-500 ↑	not ranked
Top 501-600	Physics & Astronomy	2	#501-550 =	#501-550
	Computer Science & Information Systems	2	#501-550 =	#551-600



MU Scores by Indicator

	Academic Reputation	Employer Reputation	Citations per pub	H-index	IRN	Total Score
Arts & Humanities	67.1	73.4	52.1	22.1	22.0	61.6
Linguistics	60.5 (80%)	62.3 (10%)	48 (5%)	32.9 (5%)		58.7
Modern Languages	56.0	65.9				59.0
Performing Arts	66.0 (80%)	93.8 (20%)				71.6
Life Sciences & Medicine	80.3 (40%)	71.6 (10%)	75.8 (20%)	62.2 (20%)	61.0 (10%)	73.0
Pharmacy & Pharmacology	68.7 (40%)	70.5 (10%)	80.6 (25%)	80.0 (25%)		74.7
Medicine	69.4 (40%)	67.6 (10%)	83.7 (25%)	67.0 (25%)		72.2
Biological Sciences	59.5 (40%)	67.7 (10%)	76.1 (25%)	66.0 (25%)		66.1
Nursing	71.8 (30%)	73.5 (10%)	74.1 (30%)	69.1 (30%)		71.9
Anatomy & Physiology	74.5 (40%)	60.4 (10%)	68.5 (25%)	71.5 (25%)		70.8
Engineering & Technology	62.9	64.5	73.4	52.2	47.0	61.8
Computer Science & Information Systems	43.3	59.9	55.7	48.3		50.9
Electrical Engineering	44.6	58.7	63.1	51.7		52.7
Natural Sciences	66.3	63.8	61.7	44.8	45.0	59.8
Chemistry	60.1	58.3	70.3	53.0		60.4
Environmental Sciences	62.9	62.9	75.5	64.6		66.5
Physics & Astronomy	50.6	51.6	66.7	44.8		52.9
Social Sciences & Management	62.6	66.8	72.3	57.7	43.0	63.3
Accounting & Finance	53.7	63.4	51.7	59.5		57.0
Business & Management Studies	49.5	64.1	70.4	70.4		58.1



MU Ranks by Subject Area (2020 – 2022 Edition)

		2020	2021	2022
Arts & Humanities	Arts & Humanities	451-500	401-450	370= ▲
	Art & Design			
	History			
	Archaeology			
	Architecture / Built Environment			
	English Language & Literature			
	Linguistics	151-200	201-250	201-250 =
	Modern Languages		301-320	301-330 =
	Performing Arts		51-100	47 ▲
	Philosophy			
	Theology, Divinity & Religious Studies			
Engineering & Technology	Engineering & Technology			451-500 ▲
	Computer Science & Information Systems	501-550	551-600	501-550 ▲
	Engineering - Chemical			
	Engineering - Civil & Structural			
	Engineering - Mechanical, Aeronautical & Manufactu..			
	Engineering - Electrical & Electronic			451-500 ▲
	Engineering - Mineral & Mining			
	Petroleum Engineering			
Life Sciences & Medicine	Life Sciences & Medicine	143	142=	118 ▲
	Agriculture & Forestry			
	Anatomy & Physiology		101-120	101-140 =
	Biological Sciences	201-250	201-250	201-250 =
	Medicine	101-150	116=	122 ▼
	Pharmacy & Pharmacology	101-150	101-150	100= ▲
	Psychology			
	Veterinary Science			
	Dentistry			
	Nursing		101-150	101-150 =

		2020	2021	2022
Natural Sciences	Natural Sciences	451-500		451-500 =
	Chemistry	301-350	301-350	301-350 =
	Earth & Marine Sciences			
	Environmental Sciences	351-400	401-450	351-400 ▲
	Geography			
	Materials Science			
	Mathematics			
	Physics & Astronomy	501-550	501-550	501-550 =
	Geology			
	Geophysics			
Social Sciences & Management	Social Sciences & Management	401-450	401-450	354 ▲
	Accounting & Finance			301-320 ▲
	Anthropology			
	Business & Management Studies	351-400	351-400	351-400 =
	Communication & Media Studies			
	Development Studies			
	Economics & Econometrics			
	Education			
	Hospitality & Leisure Management			
	Law			
	Library & Information Management			
	Politics & International Studies			
	Social Policy & Administration			
	Sociology	251-300	301-320	▼
	Sports-related Subjects			
	Statistics & Operational Research			



THAILAND : Top 5 Institutions by Subject

Arts & Humanities	Academic	Employer	Citations	H-index
Archaeology	70%	10%	10%	10%
Architecture / Built Environment	70%	10%	10%	10%
Art & Design	90%	10%		
English Language & Literature	80%	10%	10%	
History	60%	10%	15%	15%
Linguistics	80%	10%	5%	5%
Modern Languages	90%	10%		
Performing Arts	80%	20%		
Philosophy	75%	5%	10%	10%
Theology, Divinity & Religious Studies	70%	10%	10%	10%

Arts and Humanities

	0-50	51-100	100 - 150	151- 200	201- 250	251- 300	301- 350	351- 400	401+
Archaeology									
Architecture			1		1				
Art & Design			1						
Classics									
English				1		1			
History									
Linguistics					2	1			
Modern Languages				1	1		1		
Performing Arts	1	1							
Philosophy									
Theology									

Architecture

Chulalongkorn University	101-150
Asian Institute of Technology, Thailand	201-230

Art and Design

Chulalongkorn University	101-150
--------------------------	---------

English Language and Literature

Chulalongkorn University	151-200
Thammasat University	251-300

Performing Arts

<u>Mahidol University</u>	47
Chulalongkorn University	51-100

Linguistics

Chulalongkorn University	201-250
<u>Mahidol University</u>	201-250
Thammasat University	251-300

Modern Languages

Chulalongkorn University	151-200
Thammasat University	201-250
<u>Mahidol University</u>	301-330



THAILAND : Top 5 Institutions by Subject

Engineering & Technology	Academic	Employer	Citations	H-index
Computer Science & Information Systems	40%	30%	15%	15%
Engineering - Chemical	40%	30%	15%	15%
Engineering - Civil & Structural	40%	30%	15%	15%
Engineering - Electrical & Electronic	40%	30%	15%	15%
Engineering - Mechanical, Aeronautical & Manufact..	40%	30%	15%	15%
Engineering - Mineral & Mining	40%	30%	15%	15%
Petroleum Engineering	40%	30%	15%	15%

Engineering and Technology

	0-50	51-100	100-150	151-200	201-250	251-300	301-350	351-400	401+
Petroleum Engineering		1	1						
Mining Engineering									
Mechanical Engineering						1	1		4
Electrical Engineering					1			2	5
Computer Science								1	4
Civil Engineering					2				
Chemical Engineering			1				2		1

Computer Science

Chulalongkorn University	351-400
<u>Mahidol University</u>	<u>501-550</u>
Chiang Mai University	601-650
Kasetsart University	651-670
Thammasat University	651-670

Mechanical/Aerospace Engineering

Chulalongkorn University	251-300
King Mongkut's University of Technology Thonburi	301-350
King Mongkut's University of Technology North Bangkok	401-450
Chiang Mai University	451-500
Kasetsart University	451-500
King Mongkut's Institute of Technology Ladkrabang	451-500

Petroleum Engineering

Chulalongkorn University	51-100
King Mongkut's Institute of Technology Ladkrabang	101-150

Electrical Engineering

Chulalongkorn University	201-250
King Mongkut's University of Technology Thonburi	351-400
King Mongkut's Institute of Technology Ladkrabang	351-400
Asian Institute of Technology, Thailand	451-500
Kasetsart University	451-500

Civil and Structural Engineering

Asian Institute of Technology, Thailand	201-220
Chulalongkorn University	201-220

Chemical Engineering

Chulalongkorn University	101-150
Kasetsart University	301-350
King Mongkut's University of Technology Thonburi	301-350
Prince of Songkla University	401-410



THAILAND : Top 5 Institutions by Subject

Life Sciences & Medicine	Academic	Employer	Citations	H-index
Agriculture & Forestry	50%	10%	20%	20%
Anatomy & Physiology	40%	10%	25%	25%
Biological Sciences	40%	10%	25%	25%
Dentistry	30%	10%	30%	30%
Medicine	40%	10%	25%	25%
Nursing	30%	10%	30%	30%
Pharmacy & Pharmacology	40%	10%	25%	25%
Psychology	40%	20%	20%	20%
Veterinary Science	30%	10%	30%	30%

Life Science and Medicine

	0-50	51-100	100-150	151-200	201-250	251-300	301-350	351-400	401+
Veterinary Science									
Psychology									
Pharmacy		1	1		1	1	1		
Nursing			1	1					
Medicine			1		1		2		2
Dentistry									
Biological Sciences					1	1			4
Anatomy			1						
Agriculture & Forestry		1		2	2				

Pharmacy and Pharmacology

Mahidol University	100=
Chulalongkorn University	101-150
Khon Kaen University	201-250
Chiang Mai University	251-300
Silpakorn University	301-350

Nursing

Mahidol University	101-150
Chiang Mai University	151-170

Biological Sciences

Mahidol University	201-250
Chulalongkorn University	251-300
Chiang Mai University	401-450
Kasetsart University	401-450
Khon Kaen University	501-550

Medicine

Mahidol University	122
Chulalongkorn University	201-250
Chiang Mai University	301-350
Khon Kaen University	301-350
Prince of Songkla University	451-500

Anatomy and Physiology

Mahidol University	101-140
--------------------	---------

Agriculture and Forestry

Kasetsart University	53=
Chiang Mai University	151-200
Prince of Songkla University	151-200
Asian Institute of Technology, Thailand	201-250
Khon Kaen University	201-250



มหาวิทยาลัยมหิดล
Mahidol University



THAILAND : Top 5 Institutions by Subject

Natural Sciences	Academic	Employer	Citations	H-index
Chemistry	40%	20%	20%	20%
Earth & Marine Sciences	40%	10%	25%	25%
Environmental Sciences	40%	10%	25%	25%
Geography	60%	10%	15%	15%
Geology	30%	10%	30%	30%
Geophysics	30%	10%	30%	30%
Materials Science	40%	10%	25%	25%
Mathematics	40%	20%	20%	20%
Physics & Astronomy	40%	20%	20%	20%

Natural Sciences	0-50	51-100	100-150	151-200	201-250	251-300	301-350	351-400	401+
Physics							1		1
Mathematics									
Materials Science						1			
Geophysics									
Geology									
Geography			1						
Environmental Sciences				1	1		1	1	1
Earth & Marine Sciences									
Chemistry				1			1		4

Chemistry

Chulalongkorn University	151-200
<u>Mahidol University</u>	<u>301-350</u>
Chiang Mai University	401-450
Kasetsart University	401-450
Prince of Songkla University	551-600

Environmental Sciences

Chulalongkorn University	151-200
Asian Institute of Technology, Thailand	201-250
Kasetsart University	301-350
<u>Mahidol University</u>	<u>351-400</u>
Chiang Mai University	451-460

Physics and Astronomy

Chulalongkorn University	301-350
Mahidol University	501-550

Geography

Chulalongkorn University	101-150
--------------------------	---------

Materials Science

Chulalongkorn University	251-300
--------------------------	---------



มหาวิทยาลัยมหิดล
Mahidol University



THAILAND : Top 5 Institutions by Subject

	Academic	Employer	Citations	H-index
Social Sciences & Management	50%	30%	10%	10%
Accounting & Finance	50%	30%	10%	10%
Anthropology	70%	10%	10%	10%
Business & Management Studies	50%	30%	10%	10%
Communication & Media Studies	50%	10%	20%	20%
Development Studies	60%	10%	15%	15%
Economics & Econometrics	40%	20%	20%	20%
Education	50%	10%	20%	20%
Hospitality & Leisure Management	45%	50%	5%	
Law	50%	30%	15%	5%
Library & Information Management	70%	10%	15%	5%
Politics & International Studies	50%	30%	10%	10%
Social Policy & Administration	70%	20%	10%	
Sociology	70%	10%	5%	15%
Sports-related Subjects	60%	10%	15%	15%
Statistics & Operational Research	50%	10%	20%	20%

Accounting and Finance

Chulalongkorn University	201-250
<u>Mahidol University</u>	301-320
Thammasat University	301-320

Development Studies

Chulalongkorn University	51-100
--------------------------	--------

Economics and Econometrics

Chulalongkorn University	201-250
Thammasat University	401-450

Social Sciences and Management

	0-50	51-100	100-150	151-200	201-250	251-300	301-350	351-400	401+
Accounting & Finance					1		2		
Anthropology									
Business Studies				1		1	1	1	2
Communication									
Development Studies		1							
Economics					1				1
Education					1				
Hospitality			1						
Law				1		1			
Library Management									
Politics & International Studies			1		1				
Social Policy		1							
Sociology					1				
Sports-related Subjects			1						
Statistics									

Business and Management Studies

Chulalongkorn University	151-200
Thammasat University	251-300
Asian Institute of Technology, Thailand	301-350
<u>Mahidol University</u>	351-400
Chiang Mai University	401-450

Education

Chulalongkorn University	201-250
--------------------------	---------

Hospitality and Leisure Management

Prince of Songkla University	101-150
------------------------------	---------

Law

Chulalongkorn University	151-200
Thammasat University	251-300



Mahidol University Vs. Chulalongkorn University

Broad Subject Area	Mahidol		Chula	
	2022	2021	2022	2021
Life Science & Medicine	118 ↑	142	235 ↑	299
Social Sciences & Management	354 =	351-400	162 ↑	202
Art & Humanities	370 ↑	401-450	167 ↑	242
Natural Sciences	451-500 ↑	not ranked	226 =	201-250
Engineering & Technology	451-500 ↑	551-600	240 ↑	244

Specific Subject Area	Mahidol		Chula	
	2022	2021	2022	2021
Performing Arts	47 ↑	51-100	51-100 ↑	not ranked
Pharmacy & Pharmacology	100 ↑	101-150	101-150 ↑	151-200
Anatomy & Physiology	101-140 =	101-120	not ranked	not ranked
Nursing	101-150 =	101-150	not ranked	not ranked
Medicine	122 ↓	116	201-250 =	201-250
Linguistics	201-250 =	201-250	201-250 ↓	151-200
Biological Sciences	201-250 =	201-250	251-300 =	251-300
Accounting & Finance	301-320 ↑	not ranked	201-250 =	201-250
Modern Languages	301-330 =	301-320	151-200 ↑	201-250
Chemistry	301-350 =	301-350	151-200 ↑	201-250
Business & Management Studies	351-400 =	351-400	151-200 =	151-200
Environmental Sciences	351-400 ↑	401-450	151-200 =	151-200
Engineering - Electrical & Electronic	451-500 ↑	not ranked	201-250 =	201-250
Physics & Astronomy	501-550 =	501-550	301-350 =	301-350
Computer Science & Information Systems	501-550 ↑	551-600	351-400 =	351-400



Research Performance: Mahidol Univ Vs. Chulalongkorn Univ

Mahidol University - Productivity & Impact (2016-2020)

	Scholarly Output	Citation Count	Citations per Publication	h5-index
Arts & Humanities	222	718	3.2	10
Linguistics	38	136	3.6	5
Modern Languages	14	19	1.4	2
Performing Arts	21	10	0.5	1
Life Sciences & Medicine	11539	148321	12.9	85
Pharmacy & Pharmacology	1157	12144	10.5	28
Medicine	8272	109135	13.2	77
Biological Sciences	3618	52828	14.6	53
Nursing	412	4513	11.0	17
Anatomy & Physiology	216	2746	12.7	20
Engineering & Technology	2346	18550	7.9	33
Computer Science & Information Systems	897	4875	5.4	21
Electrical Engineering	492	5488	11.2	23
Natural Sciences	2060	23337	11.3	41
Chemistry	916	11752	12.8	31
Environmental Sciences	643	6485	10.1	23
Physics & Astronomy	607	9370	15.4	34
Social Sciences & Management	1703	14649	8.6	34
Accounting & Finance	30	309	10.3	7
Business & Management Studies	329	2534	7.7	17

Chulalongkorn University - Productivity & Impact (2016-2020)

	Scholarly Output	Citation Count	Citations per Publication	h5-index
Arts & Humanities	277	1077	3.9	11
Linguistics	69	75	1.1	3
Modern Languages	27	21	0.8	2
Performing Arts	14	11	0.8	1
Life Sciences & Medicine	6975	74552	10.7	57
Pharmacy & Pharmacology	830	8973	10.8	25
Medicine	3828	43050	11.2	49
Biological Sciences	2187	27641	12.6	41
Nursing	169	1543	9.1	13
Anatomy & Physiology	165	1679	10.2	16
Engineering & Technology	4967	43748	8.8	48
Computer Science & Information Systems	1424	5933	4.2	21
Electrical Engineering	1149	13732	12	35
Natural Sciences	4247	63114	14.9	67
Chemistry	1543	21994	14.3	41
Environmental Sciences	1086	13119	12.1	34
Physics & Astronomy	1793	32155	17.9	59
Social Sciences & Management	1703	14649	8.6	34
Accounting & Finance	55	205	3.7	5
Business & Management Studies	381	2933	7.7	18

Data source: SciVal, year range: 2016-2020



MU Faculties' Publications by Broad Subject Area 2016-2020

	Arts & Humanities	Engineering & Technology	Life Sciences & Medicine	Natural Sciences	Social Sciences & Management
AD	2 publication (0.5%)	21 publications (5.4%)	246 publications (63.7%)	9 publications (2.3%)	108 publications (28.0%)
CF	2 publication (4.4%)	1 publication (2.2%)	14 publications (31.1%)		28 publications (62.2%)
CM	19 publications (6.9%)	62 publications (22.5%)	6 publications (2.2%)		189 publications (68.5%)
CR	9 publications (34.6%)		12 publications (46.2%)	1 publications (3.8%)	4 publications (15.4%)
DT	1 publications (0.2%)	86 publications (18.3%)	331 publications (70.3%)	48 publications (10.2%)	5 publications (1.0%)
EG	11 publications (1.1%)	554 publications (56.4%)	118 publications (12.0%)	198 publications (20.1%)	102 publications (10.4%)
EN	4 publications (1.3%)	85 publications (27.5%)	95 publications (30.7%)	75 publications (24.3%)	50 publications (16.2%)
GR	4 publications (26.7%)	1 publication (6.7%)	4 publications (26.7%)	1 publication (6.7%)	5 publications (33.3%)
IC	27 publications (7.9%)	38 publications (11.2%)	45 publications (13.2%)	67 publications (19.7%)	163 publications (47.9%)
ICT	1 publication (0.2%)	348 publications (71.0%)	38 publications (7.8%)	46 publications (9.4%)	57 publications (11.6%)
IL	2 publications (1.4%)	50 publications (35.5%)	16 publications (11.3%)	24 publications (17.0%)	49 publications (34.8%)



MU Faculties' Publications by Broad Subject Area 2016-2020

	Arts & Humanities	Engineering & Technology	Life Sciences & Medicine	Natural Sciences	Social Sciences & Management
IPSR	6 publications (6.1%)	6 publications (6.1%)	45 publications (45.9%)	3 publications (3.1%)	38 publications (38.8%)
LA	6 publications (42.9%)				8 publications (57.1%)
LC	13 publications (30.2%)	1 publication (2.3%)	3 publications (7.0%)		26 publications (60.5%)
MB	1 publications (0.1%)	44 publications (9.3%)	367 publications (77.9%)	53 publications (11.3%)	6 publications (1.4%)
MS	3 publications (37.5%)	1 publication (12.5%)	1 publication (12.5%)		3 publication (37.5%)
MT		71 publications (14.6%)	312 publication (64.1%)	96 publications (19.7%)	8 publications (1.6%)
NS		2 publications (3.8%)	46 publications (86.8%)	1 publication (1.9%)	4 publications (7.5%)
NU	3 publications (1.0%)	19 publications (9.1%)	158 publications (75.6%)	25 publications (12.0%)	4 publications (2.3%)
PH		144 publications (25.0%)	283 publications (49.2%)	77 publications (13.4%)	71 publications (12.3%)
PT		22 publication (16.2%)	96 publication (70.6%)	9 publication (6.6%)	9 publication (6.6%)
PY		56 publications (8.2%)	493 publications (72.5%)	119 publications (17.5%)	12 publications (1.8%)
KA		33 publications (25.6%)	51 publications (39.5%)	36 publications (27.9%)	9 publications (7.0%)



MU Faculties' Publications by Broad Subject Area 2016-2020

	Arts & Humanities	Engineering & Technology	Life Sciences & Medicine	Natural Sciences	Social Sciences & Management
RA	3 publications (0.1%)	95 publications (3.5%)	2428 publications (90.6%)	93 publications (3.5%)	61 publications (2.3%)
RS	1 publication (2.9%)	6 publications (17.6%)	8 publications (23.5%)		19 publications (55.9)
SC	2 publications (0.1%)	487 publications (18.6%)	1171 publications (44.6%)	882 publications (33.6%)	83 publications (3.2%)
SH	45 publications (21.4%)	20 publications (9.5%)	38 publications (18.1%)	11 publications (5.2%)	96 publications (45.7%)
SI	3 publications (0.08%)	95 publications (2.5%)	3547 publications (93.1%)	106 publications (2.8%)	60 publications (1.52%)
SS		4 publications (7.4%)	46 publications (85.2%)	3 publications (5.6%)	1 publication (1.9%)
TM	2 publication (0.2%)	46 publications (4.1%)	983 publications (87.5%)	63 publications (5.6%)	29 publications (2.6%)
VS		15 publications (6.5%)	195 publications (84.1%)	20 publications (8.6%)	2 publications (0.9%)
AM	1 publication (1.7%)	10 publications (17.2%)	29 publications (50.0%)	14 publications (24.1%)	4 publications (6.9%)
HP	2 publications (16.7%)	1 publication (8.3%)			9 publications (75%)
NA	1 publication (1.0%)	7 publications (7.1%)	57 publications (58.2%)	19 publications (19.4%)	14 publications (14.3%)