



Who Rules?

THE TOP 500 UNIVERSITIES
IN THE WORLD 2016

IELTS™

THE UNIVERSITY OF NEWCASTLE (UON) AUSTRALIA

The University of Newcastle is one of Australia's leading research-intensive universities. Our global reputation is built on world class performance in health and medicine, engineering and science, and energy and the environment, with emerging strengths in humanities and the creative arts.

We are driving global and regional impact and believe that the best innovation ecosystems are those where new industries and opportunities are delivered through collaboration between research, business, community and government partners. This can be evidenced through our Global Impact Clusters, where our teams of researchers work across disciplines to solve the world's greatest challenges in the fields of Energy, Resources, Food and Water; Better Health and Healthcare; Future Industries and Strong Cities and Regions.

Our students are encouraged to work in cross-disciplinary environments and become engaged, creative, entrepreneurial graduates, capable of making a difference to our ever-changing world.



TOP 250

UNIVERSITIES
IN THE WORLD ¹



38,219

STUDENTS ENROLLED
FROM 120 COUNTRIES ²



125,000

ALUMNI ACROSS
120 COUNTRIES ²

newcastle.edu.au



THE UNIVERSITY OF
NEWCASTLE
AUSTRALIA

Professor Paul Dastoor and his team from the University of Newcastle (UON) Australia, have developed a breakthrough new microscope in collaboration with the University of Cambridge (UK). The new microscope - which uses neutrally charged helium instead of light - allows for delicate material to be accurately imaged with zero damage. This world first innovation has many potential applications across a broad range of fields including defence; medical and biology; sustainability and the solar energy industry; and chemical fingerprinting.



Global leaders driving world class innovation



UNIVERSIDAD CATÓLICA
DE SANTIAGO DE GUAYAQUIL

At Universidad Católica de Santiago de Guayaquil - Ecuador

90% of our graduates have been integrated into the labor market

Labor demand requirements are covered through our academic offer, which consists of 37 schools distributed among 9 colleges, all of them aligned with the needs of the globalized world. The appraisal of our graduates' knowledges is evident not only by the favorable perception from the employers, but also by the professional growth in their companies, where our graduates provide their services.

Graduates from UCSG have a higher level of integration into the labor world because the university is actively pursuing the development of the competitive skills starting from internships in each of the areas of study.



37
schools

9
colleges

90%
into the labor market



MORE INFORMATION:
www.ucsg.edu.ec

Av. Carlos Julio Arosemena Km 1.5 Guayaquil - Ecuador / PBX: (5934) 2206950 al 53 / Email: vinculacion.rrii@cu.ucsg.edu.ec

QS World University Rankings™: Welcome

“An investment in knowledge pays the best interest”
Benjamin Franklin

The Brexit referendum has been described as the UK’s most seismic political event for a generation. Whatever you think about the outcome, it successfully exposed one disturbing aspect of political culture: so-called leaders being willing to overcome any restraint in pursuit of their own personal, short-term, agenda.

In the long term, however, it seems clear that investment in knowledge – whether in the acquisition or distribution of it – is one of the most vital ingredients of international economic competitiveness. In recent years, there has been plenty of disruption, both positive and punitive, to this: austerity programs across Europe, deep recession in Brazil, the introduction and escalation of student fees in the UK, and targeted government investment programs attempting to focus on elite groups of institutions, such as Germany’s Excellence Initiative, or Russia’s 5-100 Project.

Respected university rankings, such as ours, are built largely on outcomes, rather than inputs. This is a good thing as it reflects what an institution has really achieved, rather than the potential of what it might achieve – so our approach

is influenced not only by institutional resources, but also by how deftly they have been deployed. The downside is that they reflect not the future but the recent past. As a result, fiscal disruption – in either direction – can take some time to be felt in the rankings.

Well, it seems that time is here.

Overall, the 2016/2017 QS World University Rankings appear stable, following the impact of methodological changes to our citations per faculty measure last year, but a deeper look sees the potential beginning of some interesting trends. The UK has proven resilient for many years, despite funding reforms, but this year sees the majority of British institutions losing ground; Russia has delivered its strongest showing yet, indicating that its 5-100 Project is beginning to bear international fruit. It’s not universal, but it seems clear, based on a strongly identifiable pattern, that institutions and systems with consistent or improving funding are gaining ground, whilst those being squeezed are losing out. This might be an obvious observation to make, but has not proven so starkly true by earlier editions.


The danger is that as international politics and policy making evolves into something of a media-driven spectator sport, education and research may be considered in some domains as simply not sexy enough. After all, returns are unlikely to be felt within the current term of office and even rankings take time to reflect the impact of any recalibration. As a picture begins to emerge, I will make a prediction...

Over the next 25 years or so, countries who are deprioritising education and research will founder, while those with the character to place them at the centre of government and to invest beyond their tenure, will thrive – and you’ll be able to watch it happen, right here in these pages over the coming years. Changes in the fortunes of a country’s universities will directly herald relative shifts in the strengths and weaknesses of world economies.




Ben Sowter

Methodology: QS World University Rankings™



The methodology used to create this year's QS World University Rankings uses six robust measures which encapsulate the principal activities of global higher education. These measures are unchanged for the new 2016/17 Rankings. This year's results are the outcome of a broadly stable methodological approach year-on-year, following important enhancements implemented for the previous instalment.

The first two of these measures involves asking informed people to identify the luminaries of the world university system. We do this by means of two annual surveys, one of active academics around the world, and one of recruiters. The academics are asked what their subject is and where the top 30 universities are in that field, although they tend to vote for a median of about 20. They cannot vote for their own institution. The employers are asked to name the subject or subjects in which they recruit graduates, and where they like to recruit them. These two measures account for 40 per cent and 10 per cent respectively of each institution's possible score in this ranking.

These are the largest surveys of their kind, and this year have involved a total of 74,651 academics and 37,781 recruiters around the world who completed the survey in enough detail to provide valid and usable data. The academic survey covers all subjects, and the recruiter survey involves a wide range of public and private sector employers.

For 2016/17 we continue to make extended use of historic data. Prior to 2015/16's instalment, we counted the latest response from any one respondent within the previous three years. If one were to respond one year ago and two years ago, for example, only the most recent response would be used. We are still following this rule. However, in addition, we also now use data which is four or five years old, weighting these votes at a half or a quarter respectively of more recent ones. Again, this material is only used if the same person has not also voted more recently. As well as adding stability to the ranking, this change improves its consistency. It means that we are using five years of data both for our surveys and for our citations measure described below.

The next measure we use is intended to find out whether universities have enough staff to teach their students. It is the ratio of faculty members to students, and accounts for 20 per cent of each institution's possible score. This measure is unchanged from previous years.

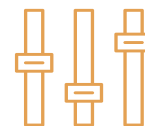
Two indicators to which we apply a lower weighting are also unaltered from 2014, and indeed from the entire history of the QS rankings. Worth five per cent each of a university's possible score, these are our measures of internationalisation, which we gauge on the basis of each university's percentage of international faculty and of students. These measures show how serious a university is about becoming a global institution. Additionally, they serve

as an indirect indicator of quality. If a university is attracting staff and students from across the world, it is probably doing something right in terms of its research and teaching.

As will remain the case for future instalments, we continue to account for the differences in publishing cultures at the faculty level by invoking *faculty area normalisation*. This methodological enhancement was first implemented in last year's edition, and ensured that universities specialising in the Humanities or Social Sciences were not at a disadvantage. For a full explanation of this alteration, please see: http://content.qs.com/qsui/Faculty_Area_Normalization_-_Technical_Explanation.pdf

Finally, the data we use will continue to cover five years of the Scopus database. However, one small alteration has been made to the criteria by which papers are included in our final count. For the previous instalment of the QS WUR, papers with more than ten affiliations were excluded, which amounted to approximately 0.34% of all papers being removed from our final count. This year, in line with our QS World University Rankings by Subject, we have introduced a variable affiliation cap. This enhancement acknowledges the differences in citation and collaboration cultures between various fields of research. Practically, this means that any papers that contain more than 99.9% of the maximum number of affiliations for papers in that field are excluded.

Indicators and Weightings



Academic Reputation Weighting: 40%

Based on the annual QS Global Academic Survey, this indicator is based on the opinion of academics around the world who are asked to indicate the best higher education institutions in their field of academic expertise. In 2016, over 74,000 responses were recorded globally.

Citations per Faculty Weighting: 20%

Citations, evaluated taking into account the size of institution, are the best understood and most widely accepted measure of research strength.

Often calculated on a “per paper” basis, the QS World University Rankings™ has adopted a “per faculty member” approach since its inception in 2004.

Employer Reputation Weighting: 10%

Based on the annual QS Employer Academic Survey, this indicator is designed to gather the views of employers around the world on which institutions produce the best graduates. In 2016, over 37,000 responses were recorded globally.

International Faculty Weighting: 5.0%

This indicator measures the proportion of faculty members that are international.

Faculty/Student Ratio Weighting: 20%

This indicator measures the proportion between number of faculty and students. Since there aren't universally accepted standards to measure the quality of teaching, this criterion is proxy indicator of the level of resources committed to teaching by each institution.

International Students Weighting: 5.0%

This indicator measures the proportion of students that are international.

Turning Today's Potential into Tomorrow's Accomplishments

Dreams take flight at PolyU.

PolyU is a university that is building a sustainable future. We provide a unique, robust experience combining education and research to breathe life into ideas that shape lives.

Our innovative model of education combines professional knowledge with service-learning and real-world experience, with the objective of nurturing students who can excel in their chosen professions and serve as responsible global citizens.

We challenge boundaries and uncover knowledge that brings positive changes to the world. We find cures and fight poverty. We shape fashion trends and make the world greener.

If you're passionate about making the world a better place, we invite you to be part of our journey.



THE HONG KONG
POLYTECHNIC UNIVERSITY
香港理工大學

QS World University Rankings™: Overview

The 13th and largest edition of the QS World University Rankings is remarkably stable, with no university in the top 20 moving by more than two places. But the ranking displays clear national trends that suggest that the United States is pulling away from its nearest rivals, while the UK, Australia, and some Continental European countries lose ground.

At the same time, the long-predicted rise of Asian universities appears to be continuing, with those in China, Hong Kong and Singapore all benefiting from sustained investment. China still has only four universities in the top 100, but nine of its top 13 have moved up the ranking, four of them by at least ten places.

Massachusetts Institute of Technology (MIT) tops the ranking for the fifth year in a row and, for the first time since the inaugural rankings of 2004/5, the three leading universities are all American. More than half of the top 20 universities are from the US, and 26 of the country's 32 universities in the top 100 have either held or improved their positions in the new edition.

The latest publication contains more than 916 universities, 25 more than last year.

The first 400 are ranked individually. The universities ranked between 401st and 500th position are grouped together in bands of ten, while the next 200 are grouped together in bands of 50. Beyond 700, universities are listed alphabetically because the available data would not produce reliable rankings.

As in every year since the ranking was first published in 2004, the UK is by far the nearest challenger to the US. Cambridge, Oxford, UCL and Imperial College London are all in the top ten and there are 18 UK universities in the top 100. But 14 of those universities have dropped this year – many by no more than one or two places, but the downward trend is unmistakeable.

Ben Sowter, who is responsible for the ranking as Head of Research at QS, speculated that uncertainty over research funding and the impact of tougher immigration rules on their ability to hire and retain the top young talent from around the world seemed to be damaging the reputation of the UK universities. Almost three-quarters of the UK's top-400 universities have suffered a drop in both academic reputation and employer reputation, while more than half have seen international faculty

numbers fall. University research has been protected in cash terms for more than a decade, but inflation has been eating into their real-terms budgets.

Australia, too, has seen some of its leading universities lose ground internationally, although it remains third in terms of representation in the top 50 and top 100. Four of its top five institutions have dropped in this year's ranking.

Continental European countries have also had a difficult year. The Netherlands, for example, where 12 of the 13 ranked universities feature in the top 200, has seen ten of those universities drop in this year's ranking. In Germany and Italy, too, a majority of their leading universities have lost ground, while in France the top four universities have all fallen, but the next four have all improved their positions.

Switzerland is the exception in the European context, with two universities in the top 20, led by ETH Zurich, which has moved up to eighth and is again the leading university outside the English-speaking world. Four of the eight Swiss universities in the ranking have gone up.

Soar With Us



The Chinese University of Hong Kong

has been blessed with the vision of its founders who laid emphasis on bilingual education and whole-person development. For more than five decades CUHK has embraced this founding philosophy, drawn strength from its distinct advantages and navigated different challenges to develop into a research-oriented, comprehensive university highly esteemed locally, in the region and in the world.



www.cuhk.edu.hk

Russia provides another success story this year. Although the country still has no representation in the top 100, all but one of the top 20 Russian universities have improved their positions, four of them by more than 100 places.

It is Asia that will have most to celebrate from the new ranking, however. Singapore again has two universities in the top 13 places, now with only a fraction of a point separating them. Hong Kong has three universities in the top 50, and all but one of its seven universities have moved up this year. Even Japan, whose universities have been slipping in the ranking in recent years, has seen a recovery. Fourteen of its top 20 universities have improved their positions.

China has been pouring money into research for a number of years, focusing on its leading universities. The impact on the number of publications has been spectacular but, until now, the reputation of Chinese universities and their citations have not risen to the same extent. This year, however, there has been progress on all fronts, with Tsinghua University edging towards the top 20 and Peking University in the top 40. Many observers suspect that this is the start of a long-term trend, in which more Chinese universities eventually challenge those in the West.

Even China has a long way to go to challenge US universities, however. They occupy four of the top five places and 11 of the top 20. There are more than 150 US universities in the ranking

as a whole. MIT's continued leadership reflects high performance across the board. It is in the top six for academic and employer reputation and the top 12 for citations and staff/student ratios. Harvard is still the top university in the world in the opinion of academic and employers, but it has dropped to third, behind Stanford, overall.

Almost 75,000 academics and 38,000 employers took part in the polling that accounts for 50 per cent of each university's score, making both surveys the largest of their kind in the world. Over 3800 institutions were considered for inclusion this year and 916 had sufficient data to be ranked. More than 80 countries have universities in the ranking, with 34 represented in the top 200.

Regions that were barely represented in the early years of the ranking are now making progress. In the Middle East, for example, Saudi Arabia now has seven ranked universities, five of which went up this year. In South America, Brazil has 22 ranked institutions, although only the top three went up this year, while Argentina has 16. Africa remains the least represented continent, with only five countries having universities in the ranking. Only 17 universities in Africa feature in the ranking, 14 of them in South Africa or Egypt.

 **John O'Leary**



DEAKIN
UNIVERSITY

ULTRASOUND ROBOTS GO THE DISTANCE

Researchers at Deakin University in Australia have developed world-first robotics technology that allows ultrasounds to be performed remotely.

People may soon be able to undergo ultrasound procedures from as far as 1,000km away from the medical professional, thanks to research at Deakin University, in partnership with Australian telecommunications company, Telstra.

The haptics-enabled technology has the potential to dramatically improve access to diagnostics tools for people living in remote locations with limited access to medical resources.

The system has been successfully tested using data links between several regional cities within Australia. It can be applied to abdominal ultrasound, evaluating organs such as the kidneys, liver or gallbladder, and abdominal blood vessels.

Feedback technology allows the sonographer to monitor patient discomfort as a means of assisting diagnosis.



Deakin's Professor Saeid Nahavandi said the development was potentially life-saving, avoiding time that might be spent transporting patients to regional hubs,

"A principal advantage of this system is its ability to translate the sense of touch to the operator, which is known as haptic feedback. This allows the operator to feel and experience the remote environment through the robotic system, as though they were interacting with it directly."

"The addition of stereovision improves the operator's situational awareness by providing depth perception, which also contributes to the accuracy of the ultrasound."



PROFESSOR SAEID NAHAVANDI - DIRECTOR
INSTITUTE FOR INTELLIGENT SYSTEMS RESEARCH AND INNOVATION

IMPROVING HEALTH AND WELLBEING

At Deakin University, we are building our global research footprint across four key themes, supported by world-class Research Institutes and Strategic Research Centres.

Research at Deakin University is making a difference across the health spectrum, in areas such as


medicine, ageing and chronic illness, physical activity, infant and child health, nutrition, disability, social and mental health. The Faculty of Health, institutes and research centres collaborate with organisations and businesses to produce real products and solutions for the health industry.

deakin.edu.au

Deakin University CRICOS Provider Code 00113B



	2016 RANK	2015 RANK	Institution Name	Country/Territory	SIZE	FOCUS	RES.	AGE	STATUS	Academic Reputation SCORE	Employer Reputation SCORE	Faculty Student SCORE	Citations per Paper SCORE	International Faculty SCORE	International Students SCORE	Overall SCORE	QS Stars Rating
1	1	1	MASSACHUSETTS INSTITUTE OF TECHNOLOGY (MIT)	USA	M	CO	VH	5	B	100	100	100	99.9	100	96.6	100	
2	3=	2	STANFORD UNIVERSITY	USA	L	FC	VH	5	A	100	100	100	99.7	99.7	74	98.7	
3	2	3=	HARVARD UNIVERSITY	USA	L	FC	VH	5	B	100	100	98.5	100	100	70.4	98.3	
4	3=	5	UNIVERSITY OF CAMBRIDGE	UK	L	FC	VH	5	A	100	100	100	86.5	97.6	97.8	97.2	
5	5	6	CALIFORNIA INSTITUTE OF TECHNOLOGY (CALTECH)	USA	S	CO	VH	5	B	99.4	80.7	100	100	91.2	87.7	96.9	
6	6	7	UNIVERSITY OF OXFORD	UK	L	FC	VH	5	A	100	100	100	83.6	98.7	98.2	96.8	
7	7	8	UCL (UNIVERSITY COLLEGE LONDON)	UK	XL	FC	VH	5	A	99.8	99.3	98.7	79.1	99.1	100	95.6	
8	9	9	ETH ZURICH (SWISS FEDERAL INSTITUTE OF TECHNOLOGY)	Switzerland	L	CO	VH	5	A	99.6	98.9	73.3	98.3	100	98.8	94.2	
9	8	10	IMPERIAL COLLEGE LONDON	UK	L	FC	VH	5	A	99.6	100	100	69.8	100	100	94.1	
10	10	11	UNIVERSITY OF CHICAGO	USA	L	FC	VH	5	B	99.9	94.1	95.4	88.7	66.5	70.5	93	
11	11	12	PRINCETON UNIVERSITY	USA	M	CO	VH	5	B	100	97.9	81.8	100	65.3	68.7	92.8	
12	12	13	NATIONAL UNIVERSITY OF SINGAPORE (NUS)	Singapore	XL	FC	VH	5	A	100	100	88.1	70.9	100	90.8	91.5	
13	13	14	NANYANG TECHNOLOGICAL UNIVERSITY (NTU)	Singapore	L	FC	VH	3	A	91.6	94.1	94	83.6	100	93.9	91.4	★★★★★
14	14	15	ECOLE POLYTECHNIQUE FEDERALE DE LAUSANNE (EPFL)	Switzerland	M	FO	VH	5	A	82.1	93.5	93.9	99.1	100	100	91.1	
15	15	16	YALE UNIVERSITY	USA	L	FC	VH	5	B	100	99.9	100	65.2	91.1	65	90.9	
16	16	17	CORNELL UNIVERSITY	USA	L	FC	VH	5	B	99.6	94	68.9	95.9	91.6	66	90.1	
17	16	18	JOHNS HOPKINS UNIVERSITY	USA	L	FC	VH	5	B	94.8	64.7	100	81.8	98.1	69.7	89.3	
18	18	19	UNIVERSITY OF PENNSYLVANIA	USA	L	FC	VH	5	B	97.4	96.5	100	72.9	51.1	64.2	89	
19	21	20	UNIVERSITY OF EDINBURGH	UK	L	FC	VH	5	A	99.2	95	87.6	61.7	95.3	99.1	88.9	
20	22	21	COLUMBIA UNIVERSITY	USA	L	FC	VH	5	B	99.9	99.2	100	60.5	37.8	93.7	88.6	
21	19=	22	KING'S COLLEGE LONDON (KCL)	UK	L	FC	VH	5	A	91.8	91.1	88.2	71.2	97.6	99.3	87.7	
22	19=	23	AUSTRALIAN NATIONAL UNIVERSITY (ANU)	Australia	L	FC	VH	4	A	99.1	89.6	56.5	86.9	100	96.3	87.3	
23	30=	24	UNIVERSITY OF MICHIGAN	USA	XL	FC	VH	5	A	99.6	89.6	86.7	71.7	80.8	37.9	86.4	
24=	25	25	TSINGHUA UNIVERSITY	China	XL	FC	VH	5	A	99	99.2	85.6	79.5	43.3	28.1	86	
24=	29	26	DUKE UNIVERSITY	USA	L	FC	VH	5	B	94	78.3	99.2	86	15.9	56.7	86	
26	32	27	NORTHWESTERN UNIVERSITY	USA	L	FC	VH	5	B	90.2	76.7	94.3	94.4	33.4	51.7	85.7	
27	30=	28	UNIVERSITY OF HONG KONG (HKU)	Hong Kong	L	FC	VH	5	A	98.9	93.8	84	47.3	100	99.3	85.4	
28	26	29	UNIVERSITY OF CALIFORNIA, BERKELEY (UCB)	USA	XL	FC	VH	5	A	100	99.9	31.4	99.8	98.1	79.2	85.2	
29	33	30	THE UNIVERSITY OF MANCHESTER	UK	XL	FC	VH	5	A	97.9	99.7	76.9	53.5	90.1	98.6	84.8	
30	24	31	MCGILL UNIVERSITY	Canada	L	FC	VH	5	A	97.3	93.7	68.8	63.1	90.9	95.2	84.1	
31	27	32	UNIVERSITY OF CALIFORNIA, LOS ANGELES (UCLA)	USA	XL	FC	VH	4	A	100	99.6	61.6	87.6	34.1	50.7	84	
32	34	33	UNIVERSITY OF TORONTO	Canada	XL	FC	VH	5	A	99.8	92.8	74.5	50	97.2	93.1	83.8	
33	23	34	ECOLE NORMALE SUPERIEURE, PARIS (ENS PARIS)	France	S	SP	VH	5	B	82.1	71.8	76.6	100	84.5	65.1	82.9	
34	39	35	THE UNIVERSITY OF TOKYO	Japan	L	FC	VH	5	A	100	99.6	92.2	64.4	9.8	19.8	82.6	
35	36	36	SEOUL NATIONAL UNIVERSITY (SNU)	South Korea	L	FC	VH	4	A	98.5	96.1	82.1	72.9	26	17.6	82.1	
36	28	37=	THE HONG KONG UNIVERSITY OF SCIENCE AND TECHNOLOGY (HKUST)	Hong Kong	L	CO	VH	3	A	91.1	86	45.7	87.5	100	98.7	81.8	
37=	38	38	KYOTO UNIVERSITY	Japan	L	FC	VH	5	A	99.7	92.6	95.3	60.3	14.6	17.6	81.7	
37=	35	39	LONDON SCHOOL OF ECONOMICS AND POLITICAL SCIENCE (LSE)	UK	M	SP	VH	5	A	88.8	100	57.1	72.3	100	100	81.7	
39	41	40	PEKING UNIVERSITY	China	XL	FC	VH	5	A	99.8	99.8	66.4	64.8	53.6	49.6	81.3	
40	44	41	UNIVERSITY OF CALIFORNIA, SAN DIEGO (UCSD)	USA	XL	FC	VH	4	A	95.9	62.8	64.9	92.1	52.9	39.1	80.6	
41	37	42	UNIVERSITY OF BRISTOL	UK	L	FC	VH	5	A	85.5	94.8	73.8	62.7	88.8	82.4	79.6	
42	42	43	THE UNIVERSITY OF MELBOURNE	Australia	XL	FC	VH	5	A	99.7	99.2	27.5	75.1	82.6	99.3	79.5	
43	51=	44	FUDAN UNIVERSITY	China	L	FC	VH	5	A	90.8	95.3	65.6	73.9	66.7	46.5	79.4	
44	51=	45	THE CHINESE UNIVERSITY OF HONG KONG (CUHK)	Hong Kong	L	FC	VH	4	A	92.4	82	65.9	53.4	99.5	79.9	78.1	
45	50	46=	UNIVERSITY OF BRITISH COLUMBIA	Canada	XL	FC	VH	5	A	99.1	95.5	38.1	66.8	87.2	68.3	78	
46=	45	47	THE UNIVERSITY OF SYDNEY	Australia	XL	FC	VH	5	A	99.1	98.1	25.7	67.1	99.8	94.9	77.9	★★★★★
46=	53	48	NEW YORK UNIVERSITY (NYU)	USA	XL	FC	VH	5	B	97.3	96.2	95	28.3	12.2	82.4	77.9	
46=	43	49=	KAIST - KOREA ADVANCED INSTITUTE OF SCIENCE AND TECHNOLOGY	South Korea	M	CO	VH	3	A	85.5	83	69.2	99.9	23.5	10.6	77.9	
49=	46=	50	THE UNIVERSITY OF NEW SOUTH WALES (UNSW)	Australia	XL	FC	VH	4	A	95.3	98.7	22.3	77.1	100	95.2	77.8	
49=	49	51=	BROWN UNIVERSITY	USA	M	FC	VH	5	B	73.5	68.3	78.2	95.5	69	66.7	77.8	
51=	46=	52	THE UNIVERSITY OF QUEENSLAND (UQ)	Australia	XL	FC	VH	5	A	93.4	82.7	33.1	79.9	100	84.6	77.6	
51=	48	53	THE UNIVERSITY OF WARWICK	UK	L	FC	VH	4	A	83.9	98.9	62.9	58.2	96	99	77.6	



Alliance with MIT
on nanotechnology
and nano sciences

21% of the top 100
companies' CEOs
in Mexico are our
alumni according to
CNN Expansion

54% of our students
graduate with an
immersive international
experience

OUR **VISION**, TO DEVELOP LEADERS WITH
ENTREPRENEURIAL SPIRIT, HUMANISTIC
OUTLOOK AND GLOBAL **VISION**

	2016 RANK	2015 RANK	Institution Name	Classification						Academic Reputation	Employer Reputation	Faculty Student	Citations per Paper	International Faculty	International Students	Overall SCORE	QS Stars Rating
				Country / Territory	SIZE	FOCUS	RES.	AGE	STATUS	SCORE	SCORE	SCORE	SCORE	SCORE	SCORE		
▲	53=	54	UNIVERSITY OF WISCONSIN-MADISON		XL	FC	VH	5	A	94.5	55.5	84.2	56.4	52.7	33.1	75.7	
▼	53=	40	ECOLE POLYTECHNIQUE PARISTECH		S	CO	VH	5	A	62.7	99.6	99.4	56	96.9	90.9	75.7	
▲	55	57	CITY UNIVERSITY OF HONG KONG		M	CO	VH	3	A	64.8	43.9	83	91.4	100	98.4	75.4	★★★★★
■	56	56	TOKYO INSTITUTE OF TECHNOLOGY		M	CO	VH	5	A	82.7	77.4	90.4	67.5	25.3	26.3	74.9	
▼	57	55	UNIVERSITY OF AMSTERDAM		L	FC	VH	5	A	91.4	77.5	42.8	80.2	72.4	35.3	74.3	
▲	58	62=	CARNEGIE MELLON UNIVERSITY		L	FC	VH	5	B	83.8	81.4	35.1	94.1	32.2	99.8	74.2	
▲	59	65	UNIVERSITY OF WASHINGTON		XL	FC	VH	5	A	91.8	52.8	45.7	92	40.6	47.5	73.9	
■	60	60	TECHNISCHE UNIVERSITÄT MÜNCHEN		XL	CO	VH	5	A	85	97.6	86.4	28.9	53.7	57	72.4	
▲	61	70=	SHANGHAI JIAO TONG UNIVERSITY		XL	FC	VH	5	A	87.1	95.7	37.3	80.1	71	15.1	72.2	
▲	62	64	DELFT UNIVERSITY OF TECHNOLOGY		L	CO	VH	5	A	75.6	86.9	28.3	94.2	96.5	74.8	72.1	
▼	63=	58	OSAKA UNIVERSITY		L	FC	VH	4	A	88.6	68.2	83.1	57	15.1	15.8	71.7	
▼	63=	62=	UNIVERSITY OF GLASGOW		L	FC	VH	5	A	80	63	61.6	57.6	91.2	96.9	71.7	★★★★★
▲	65	67	MONASH UNIVERSITY		XL	FC	VH	4	A	91.8	93.1	13.7	64.2	100	96.4	71.6	
▼	66	59	UNIVERSITY OF ILLINOIS AT URBANA-CHAMPAIGN		XL	FC	VH	5	A	95.1	62.2	15.5	93.8	35.3	71.2	71.4	
▲	67	77	UNIVERSITY OF TEXAS AT AUSTIN		XL	FC	VH	5	A	97.5	82.9	13.5	96.1	8.9	22.6	70.7	
▲	68=	75	LUDWIG-MAXIMILIANS-UNIVERSITÄT MÜNCHEN		XL	FC	VH	5	A	96.1	83.5	43.6	49.3	58.6	39	70.2	
▲	68=	70=	NATIONAL TAIWAN UNIVERSITY (NTU)		XL	FC	VH	4	A	95.7	68.9	36	80.7	15.7	19.4	70.2	
▲	68=	69	UNIVERSITY OF COPENHAGEN		XL	FC	VH	5	A	81.9	64.8	100	25	86	31.3	70.2	
▲	71	84	GEORGIA INSTITUTE OF TECHNOLOGY (GEORGIA TECH)		L	CO	VH	5	A	76.1	78	48.8	86	5	87.5	69.8	
▼	72	66	RUPRECHT-KARLS-UNIVERSITÄT HEIDELBERG		L	FC	VH	5	A	90.1	70.5	69.7	36.4	48.4	59.5	69.7	
▼	73	70=	LUND UNIVERSITY		L	FC	VH	5	A	82	78.8	49.3	51.7	89.1	73.3	69.1	
▼	74	61	DURHAM UNIVERSITY		L	FC	VH	5	A	64.9	95.7	30.7	89.5	94	87.6	68.8	
▼	75=	74	TOHOKU UNIVERSITY		L	FC	VH	5	A	78.7	57.5	97.9	52.3	13.3	17.8	68.7	
▼	75=	70=	THE UNIVERSITY OF NOTTINGHAM		L	FC	VH	5	A	71.4	91.3	59	50.7	90.3	87.9	68.7	
▼	77	68	UNIVERSITY OF ST ANDREWS		M	FC	VH	5	A	54.3	58.4	73	79.2	98.2	99.9	68.2	
▲	78	79	UNIVERSITY OF NORTH CAROLINA, CHAPEL HILL		L	FC	VH	5	A	76.9	44.8	77.1	74.7	34.2	16.4	68.1	
▲	79	82=	KATHOLIEKE UNIVERSITEIT LEUVEN		XL	FC	VH	5	A	87.4	71.6	8.1	89.4	83.7	41.3	67.9	
▲	80	85=	UNIVERSITY OF ZÜRICH		L	FC	VH	5	A	68.6	69.3	95.8	29.9	100	62.2	67.8	
▲	81	82=	THE UNIVERSITY OF AUCKLAND		L	FC	VH	5	A	90.1	85.8	18.8	50	86.5	89.5	67.3	★★★★★
▼	82	76	UNIVERSITY OF BIRMINGHAM		L	FC	VH	5	A	73.9	88.7	49.3	50.1	90.3	84.3	67.2	
▲	83	87=	POHANG UNIVERSITY OF SCIENCE AND TECHNOLOGY (POSTECH)		S	FO	VH	3	B	47	57.3	99.5	100	44.5	6.7	67	
▼	84	80	THE UNIVERSITY OF SHEFFIELD		L	FC	VH	5	A	70.3	66.2	62.7	52	84.8	97.1	66.9	
▼	85=	124=	UNIVERSIDAD DE BUENOS AIRES		XL	FC	VH	5	A	92.8	98.9	65.2	2.4	46.4	58.4	65.8	
▼	85=	85=	UNIVERSITY OF CALIFORNIA, DAVIS (UCD)		XL	FC	VH	5	A	80.6	49.9	25.6	88.7	65.5	47.6	65.8	
▲	87	81	UNIVERSITY OF SOUTHAMPTON		L	FC	VH	5	A	63.3	48.2	72.8	56.2	93.3	96	65.6	
▲	88	99	OHIO STATE UNIVERSITY		XL	FC	VH	5	A	75.5	52	77.2	40.1	81.3	48.1	65.4	
▲	89	91	BOSTON UNIVERSITY		L	FC	VH	5	B	71.3	83.9	56.5	63.1	9.4	77.7	65.2	
▼	90	106	RICE UNIVERSITY		M	FC	VH	5	B	43	20.5	85.4	98	89.2	88.8	65	
▲	91	96=	UNIVERSITY OF HELSINKI		L	CO	VH	5	A	75.5	57.2	93.7	31.2	65	10.8	64.7	
▼	92	89=	PURDUE UNIVERSITY		XL	FC	VH	5	A	74.5	70.8	30.2	63.6	96.1	77.4	64.5	
▼	93	87=	UNIVERSITY OF LEEDS		L	FC	VH	5	A	72	81.8	49.3	47.3	77.9	77.4	64.2	
▲	94	96=	UNIVERSITY OF ALBERTA		XL	FC	VH	5	A	70.6	61.9	53.5	49.8	92.6	83.5	64	
▼	95=	101	PENNSYLVANIA STATE UNIVERSITY		XL	FC	VH	5	A	81.3	72.1	24.4	81.6	11.4	44.1	63.6	
▼	95=	89=	UNIVERSITY OF GENEVA		L	FC	VH	5	A	57.8	31.4	53.7	81.9	100	99.5	63.6	
▼	97	92	KTH, ROYAL INSTITUTE OF TECHNOLOGY		L	CO	VH	5	A	52.2	88.1	62	71.3	90.6	42.9	63.1	
▼	98=	102	UPPSALA UNIVERSITY		L	FC	VH	5	A	77.6	53.1	48.5	59.5	24.6	71.6	62.8	
▼	98=	104	KOREA UNIVERSITY		L	FC	VH	5	B	70.8	82.6	82.9	34.9	18.8	35.1	62.8	★★★★★
▼	98=	78	TRINITY COLLEGE DUBLIN (TCD)		L	FC	VH	5	A	68.2	57.8	39.6	62.4	98	85.9	62.8	
▼	98=	93	KIT, KARLSRUHER INSTITUT FÜR TECHNOLOGIE		L	CO	VH	4	A	57.4	94.8	66	58.7	58.4	49.6	62.8	

*QS World University Rankings 2015-16

A world-class university in an incredible city

The University of Sydney is ranked in the top 50 universities worldwide*, reflecting our reputation for global leadership in research and education.

Our cross-disciplinary approach unites experts in fields as diverse as medicine, arts, social sciences, engineering, IT and science to pioneer solutions to global challenges.

Leadership for good starts here.

sydney.edu.au



THE UNIVERSITY OF
SYDNEY

	2016 RANK	2015 RANK	Institution Name	Country / Territory	SIZE	FOCUS	RES.	AGE	STATUS	Academic Reputation	Employer Reputation	Faculty Student	Citations per Paper	International Faculty	International Students	Overall SCORE	QS Stars Rating
▲	102=	95	LEIDEN UNIVERSITY		L	FC	VH	5	A	78.8	43.9	38.7	69.9	71	30.6	62.7	
▲	102=	98	THE UNIVERSITY OF WESTERN AUSTRALIA (UWA)		L	FC	VH	5	A	71.8	55.2	30.2	73.7	99.5	51.9	62.7	★★★★★
▲	104=	94	UTRECHT UNIVERSITY		XL	FC	VH	5	A	74.6	52.5	41.8	76.4	59.3	14.7	62.4	
▲	104=	113=	UNIVERSITY OF SCIENCE AND TECHNOLOGY OF CHINA		L	CO	VH	4	A	63.4	48.2	60.8	97.4	9.6	4.2	62.4	
▲	106=	118	SUNGKYUNKWAN UNIVERSITY		L	FC	VH	5	B	65.2	98.1	84.6	36.9	17.6	23.1	62.2	
▲	106=	110=	WASHINGTON UNIVERSITY IN ST. LOUIS		L	FC	VH	5	B	53.1	22	99.9	69.9	29.9	65.8	62.2	
▲	108	108	LOMONOSOV MOSCOW STATE UNIVERSITY		XL	FO	VH	5	A	77.1	69.3	99.7	6.5	10.4	51.9	62.1	
▲	109	112	TECHNICAL UNIVERSITY OF DENMARK		M	FO	VH	5	A	34.5	43.8	98.9	74	98.7	78	61.8	
▼	110	110=	ZHEJIANG UNIVERSITY		XL	FC	VH	5	A	73.2	80.3	27	89	8	15.4	61.6	
▲	111	116	THE HONG KONG POLYTECHNIC UNIVERSITY		L	CO	VH	2	A	63.8	51.6	48.1	59.3	100	80.9	61.4	
▼	112	105	YONSEI UNIVERSITY		L	FC	VH	5	B	70.7	82.9	74.5	33.6	16.1	30.6	60.5	
▲	113=	135=	UNIVERSITY OF OSLO		L	FC	VH	5	A	61	39.6	64	56.7	80.3	67.2	60	
▼	113=	100	UNIVERSITY OF GRONINGEN		L	FC	VH	5	A	59.6	41.7	67	45	88.7	98.4	60	
▲	115=	130=	NANJING UNIVERSITY		XL	FC	VH	5	A	69	57.6	26.6	83.8	59.4	23.1	59.6	
▲	115=	120	NAGOYA UNIVERSITY		L	FC	VH	5	A	68.2	42	93.9	38.2	13.8	21.5	59.6	
▼	117	107	AARHUS UNIVERSITY		L	FC	VH	4	A	66.3	52.1	35	75.8	68	44.3	59.5	
▲	118	129	UNIVERSITY OF CALIFORNIA, SANTA BARBARA (UCSB)		L	CO	VH	5	A	77	22.2	6.3	100	61.5	40.1	59.4	
▲	119	135=	WAGENINGEN UNIVERSITY		M	FO	VH	4	A	47.7	31.8	99.5	50.8	45.1	88.6	59.1	
▲	120	143=	UNIVERSIDADE DE SAO PAULO (USP)		XL	FC	VH	4	A	93.3	94.4	30.9	27	9.3	5.4	59	
▲	121=	126=	HUMBOLDT-UNIVERSITÄT ZU BERLIN		XL	FC	HI	5	A	93.9	65.2	14.8	35.1	57.3	39.8	58.9	
▼	121=	117	EINDHOVEN UNIVERSITY OF TECHNOLOGY		M	FO	VH	4	A	41.8	44.8	99	57.2	100	24.7	58.9	
▼	123=	119	FREIE UNIVERSITÄT BERLIN		XL	FC	HI	4	A	88.4	55.9	9	51.8	59.8	50.8	58.7	
▼	123=	109	QUEEN MARY UNIVERSITY OF LONDON (QMUL)		L	FC	VH	5	A	53.6	45.3	64.7	47.7	98.6	99.8	58.7	
▼	125	113=	THE UNIVERSITY OF ADELAIDE		L	FC	VH	5	A	67.4	62.3	29.7	48	94.5	99.2	58.6	
▼	126	115	UNIVERSITÉ DE MONTRÉAL		XL	FC	VH	5	A	69.3	66.2	28.2	48.5	93.3	79.9	58.5	
▼	127	103	UNIVERSITY OF YORK		L	FC	VH	4	A	54.9	54.4	53.2	60	89.6	74.6	58.4	
▲	128	160	UNIVERSIDAD NACIONAL AUTÓNOMA DE MÉXICO (UNAM)		XL	FC	VH	5	A	94.3	92.3	49.6	4	11.7	2.7	58.3	
▼	129	121	LANCASTER UNIVERSITY		M	FC	VH	4	A	48.9	51.5	42.3	74.9	91.9	98.1	57.9	
▲	130	139=	HOKKAIDO UNIVERSITY		L	FC	VH	5	A	67.3	49.9	84.4	38.1	13	15.2	57.8	
▼	131=	124=	UNIVERSITY OF GHENT		XL	FC	VH	5	A	61.9	43.1	88.7	33.7	57.5	23	57.6	
▼	131=	126=	UNIVERSITY OF MARYLAND, COLLEGE PARK		XL	FC	VH	5	A	61.3	33.4	55.5	77.3	30.1	33.2	57.6	
▲	133=	146	UNIVERSITI MALAYA (UM)		L	FC	VH	5	A	55.7	48	92.2	20.3	77.7	70.5	57.1	★★★★★
▲	133=	139=	AALTO UNIVERSITY		L	FO	VH	5	A	45.8	55.9	79.6	57.9	81.6	30	57.1	
▲	135	142	KYUSHU UNIVERSITY		L	FC	VH	5	A	62.1	53.4	96.5	27	16.7	22.2	56.8	
▼	136	130=	UNIVERSITY OF SOUTHERN CALIFORNIA		XL	FC	VH	5	B	63	50.2	33.4	69.1	44.6	75	56.7	
▼	137	123	UNIVERSITY OF MINNESOTA		XL	FC	VH	5	A	76.8	40.5	13.3	86.9	7.2	26.3	56.4	
▲	138	143=	UNIVERSITY OF LAUSANNE		L	CO	VH	5	A	44.8	49.9	89.2	31.6	99.4	80.2	56.3	
▼	139	132	CHALMERS UNIVERSITY OF TECHNOLOGY		M	CO	VH	5	B	37.7	76	62	70.7	83.6	51.9	56.1	
▼	140	122	CARDIFF UNIVERSITY		L	FC	VH	5	A	54.7	58.1	54.1	45	69.3	92.4	55.7	
▼	141=	137=	UNIVERSITÉ PIERRE ET MARIE CURIE (UPMC)		L	CO	VH	5	A	63.5	45.6	27.3	82.2	27.8	46.9	55.6	
▼	141=	139=	UNIVERSITY OF BASEL		L	FC	VH	5	A	45.3	35.3	29.1	95.2	100	77.8	55.6	
▼	141=	137=	UNIVERSITY OF ABERDEEN		M	FC	VH	5	A	42.6	47.3	63.7	56.1	95.9	97.6	55.6	
▼	144	126=	ERASMUS UNIVERSITY ROTTERDAM		L	FO	VH	5	A	45	85.7	44.9	65.9	63.5	70.6	55.5	
▼	145	133=	UNIVERSITY OF PITTSBURGH		L	FC	VH	5	A	48.2	24.2	97.4	52.9	40.1	25.7	55.1	
▼	146	145	RHEINISCH-WESTFÄLISCHE TECHNISCHE HOCHSCHULE AACHEN		XL	FC	VH	5	A	69.2	96.9	21	44.9	30.9	57.1	55	
▲	147	170	PONTIFICIA UNIVERSIDAD CATÓLICA DE CHILE		L	FC	HI	5	B	89.7	98.3	28.9	10.9	16.1	5.5	54.7	
▲	148	148	HEBREW UNIVERSITY OF JERUSALEM		L	FC	VH	4	A	56	26.1	79.5	51.4	51.6	9.1	54.2	
▲	149=	149=	MCMASTER UNIVERSITY		L	FC	VH	5	A	51.6	50.8	68.9	37.9	93	44.9	54.1	
▲	149=	165	EMORY UNIVERSITY		L	FC	VH	5	B	34.9	17.3	93	72.9	51.2	51.4	54.1	



University of
South Australia

FIVE STARS FOR EXCELLENCE

2016 QS Stars Ratings

25TH PLACE IN THE WORLD'S
TOP 50 UNDER 50

2015/16 QS Top 50 Universities Aged Under 50

97% OF OUR ASSESSED RESEARCH
AT OR ABOVE WORLD-CLASS

2015 Excellence in Research Australia (ERA)

COLLABORATING WITH OVER
**2,500 COMPANIES
WORLDWIDE**

	2016 RANK	2015 RANK	Institution Name	Country/ Territory	SIZE	FOCUS	RES.	AGE	STATUS	Academic Reputation	Employer Reputation	Faculty Student	Citations per Paper	International Faculty	International Students	Overall SCORE	QS Stars Rating
▲	151	155	NATIONAL TSING HUA UNIVERSITY		M	CO	VH	4	A	56.8	42.2	22.5	99.6	32.1	18.5	53.9	
▲	152=	152	UNIVERSITY OF WATERLOO		XL	CO	VH	4	A	49.7	76.2	7.9	84	81.4	74.8	53.8	★★★★★
▼	152=	147	INDIAN INSTITUTE OF SCIENCE BANGALORE		S	SP	VH	5	A	42.4	30.5	69.3	99.9		2.1	53.8	
▼	154	149=	UNIVERSITE CATHOLIQUE DE LOUVAIN (UCL)		L	FC	VH	5	B	65.1	62.3	30.2	37.8	86.3	61.8	53.4	
▼	155	153	UNIVERSITÄT WIEN		XL	FC	VH	5	A	74.9	46.7	24.6	19.7	96.9	94.4	53.3	
▲	156	163	UNIVERSITY OF CALIFORNIA, IRVINE (UCI)		XL	FC	VH	4	A	54.9	30.4	14.3	93.1	51.8	80.2	53.2	
▼	157	151	UNIVERSITY OF LIVERPOOL		L	FC	VH	5	A	46.1	52.3	57.7	43.2	83.5	97.1	53.1	★★★★★
—	158	158	DARTMOUTH COLLEGE		M	FC	VH	5	B	31.4	59	86.3	74.3	5.4	44.5	53	
—	159	159	UNIVERSITY OF BATH		L	CO	VH	4	A	43.5	78.7	28.5	61.1	95	91.7	52.7	
▲	160=	166=	UNIVERSITAT DE BARCELONA (UB)		XL	FC	VH	5	A	79.5	66.4	28.4	32.4	4.5	36.1	52.6	
▼	160=	159	TEXAS A&M UNIVERSITY		XL	FC	VH	5	A	68.7	59	7.7	83.1	6.4	16.6	52.6	
▲	160=	164	MICHIGAN STATE UNIVERSITY		XL	FC	VH	5	A	63.5	58.2	16.2	62.5	61.8	50.4	52.6	
▼	163	133=	UNIVERSITÄT FREIBURG		L	FC	VH	5	A	63.7	28.4	39	54.7	57.3	44.5	52.2	
▲	164=	178	TECHNISCHE UNIVERSITÄT BERLIN		L	CO	VH	5	A	61.3	78.7	42.7	30	39.8	61.8	52.1	
▼	164=	161	UNIVERSITY OF EXETER		L	FC	VH	4	A	43.2	62.6	38.6	60	88.3	85.7	52.1	
▼	164=	156=	CENTRALESUPELEC		S	FO	VH	5	A	24.8	100	88.5	37.1	45.4	92.7	52.1	
▲	167	173=	EBERHARD KARLS UNIVERSITÄT TUBINGEN		L	FC	VH	5	A	56	48	82.3	20.2	55.7	28.4	51.9	
▼	168	162	NEWCASTLE UNIVERSITY		L	FC	VH	4	A	40.9	58.4	54.8	46.6	87.9	93.9	51.8	★★★★★
▲	169	173=	UNIVERSITY OF OTAGO		L	FC	VH	5	A	57.9	45	22.2	52.8	100	67.9	51.3	★★★★★
▲	170	175	UNIVERSITY OF COLORADO AT BOULDER		L	CO	VH	5	A	51	44	64.8	53.9	37.4	16.3	51.2	
▲	171	193	HANYANG UNIVERSITY		L	FC	VH	4	B	44.7	63.3	86.2	28.8	26.7	41.4	50.6	
—	172	172	UNIVERSITY OF VIRGINIA		L	FC	VH	5	A	45.3	47.5	63.6	54.9	51.2	27.8	50.5	
▼	173	169	MAASTRICHT UNIVERSITY		L	CO	VH	3	A	30.2	59.8	48.2	62.6	94.9	99.9	50.3	
▲	174	182=	NATIONAL CHIAO TUNG UNIVERSITY		M	CO	VH	5	A	33.3	28.6	60.2	85.8	37.9	55.5	50.1	
▼	175	156=	UNIVERSITY OF READING		L	CO	VH	5	A	38.6	52.2	38.2	61.8	89	93.8	50	
▼	176	154	UNIVERSITY COLLEGE DUBLIN (UCD)		L	FC	VH	5	A	49.8	60.2	23.3	56.5	93.1	60.7	49.7	
▼	177=	168	GEORG-AUGUST-UNIVERSITÄT GÖTTINGEN		L	FC	VH	5	A	62.5	27.4	66.1	24.3	42.1	32.3	49.6	
▲	177=	188=	ECOLE NORMALE SUPERIEURE DE LYON		S	CO	VH	5	A	49.4	27.1	100	19.3	37.4	27.6	49.6	
▲	177=	181	UNIVERSITY OF BERGEN		M	FC	VH	4	A	37.9	21.8	82	53.3	86.1	16.6	49.6	
▲	177=	188=	UNIVERSITY OF TWENTE		M	FO	VH	4	A	29	24.5	42.1	95.6	87.8	70.4	49.6	
▼	181	166=	UNIVERSITY OF BERN		L	CO	VH	5	A	36.1	33.6	27.8	93.7	100	39.9	49.3	
▲	182	194	VRIJE UNIVERSITEIT BRUSSEL (VUB)		M	FC	VH	5	A	33	48.4	96.6	20.3	79.3	67.4	48.9	
▲	183=	187	POLITECNICO DI MILANO		XL	FO	VH	5	A	57.2	89.6	6.8	57.7	40.1	41.4	48.8	
▲	183=	197	TECHNISCHE UNIVERSITÄT WIEN		L	FO	VH	5	A	39.4	67.7	5.3	87.2	65.7	88.1	48.8	
▼	185=	180	UNIVERSITY OF FLORIDA		XL	FC	VH	5	B	56.8	34.8	62	40.7	16.2	21.1	48.6	
▼	185=	179	INDIAN INSTITUTE OF TECHNOLOGY DELHI (IITD)		M	CO	VH	4	A	47.2	75.2	17.4	93.2	2	2.2	48.6	
▲	185=	190=	UNIVERSITY OF ROCHESTER		M	FC	VH	5	B	29.9	9.8	99.9	49.2	31.4	83.9	48.6	
▼	187=	185	UNIVERSITY OF ILLINOIS, CHICAGO (UIC)		L	FC	VH	5	A	52.1	41.7	46.8	44.8	51.8	48.3	48.4	
—	187=	187	UNIVERSITY OF SUSSEX		L	FC	HI	4	A	37.4	21.4	33.3	73	98.1	97.9	48.4	
▲	189	199	KING FAHD UNIVERSITY OF PETROLEUM & MINERALS (KFUPM)		M	CO	VH	4	A	29.3	40.3	89	31.4	100	64.4	48.3	★★★★★
▼	190	177	RADBOD UNIVERSITY NIJMEGEN		L	FC	VH	4	A	38.6	26.6	50.4	78.4	51.8	33.9	48.2	
▲	191=	195=	UNIVERSIDADE ESTADUAL DE CAMPINAS (UNICAMP)		L	FC	VH	4	A	70.5	79.2	22.4	33.6	9.9	5.9	48	
▼	191=	171	UNIVERSITY OF CAPE TOWN		L	FC	VH	5	A	58.1	48.1	26.6	42.3	69.3	51.6	48	
▲	193	218	UNIVERSITY OF TECHNOLOGY, SYDNEY (UTS)		L	CO	VH	3	A	48.8	81	14.2	37.7	96.7	94.6	47.8	★★★★★
▼	195	182=	QUEEN'S UNIVERSITY OF BELFAST		L	FC	VH	5	A	36.2	55.2	42.7	45.3	98.8	94.5	47.5	
▼	196=	182=	STOCKHOLM UNIVERSITY		L	CO	VH	5	A	66.3	35.3	21.9	49.5	38.1	18.5	47.2	
▼	196=	204=	UNIVERSITY OF CALGARY		L	FC	VH	4	A	45	65.9	29.6	46.3	80.4	65	47.2	
▼	198	192	WESTERN UNIVERSITY		L	FC	VH	5	A	39.9	60.2	12.2	73.5	99.2	56.1	47.1	
▼	199	176	VRIJE UNIVERSITEIT AMSTERDAM		L	FC	VH	5	A	52.3	50.7	33.3	56.1	45	14.2	46.8	
▲	200	209	UNIVERSIDAD DE CHILE		XL	FC	HI	5	A	78.6	92.5	12.8	12.7	9.8	10.6	46.7	



BE ON THE EDGE

Abstracts Samara State Aerospace University offers:

- Unique school of aerospace engineering
- Master programs delivered in English
- International Summer schools
- Russian language courses

Russian scientists were pioneers of the theory behind space flight. Today, Russia continues to maintain its position as a major space power, sharing this title only with the USA.

In just two decades, our merchant city on the Volga has turned into a world centre for the aerospace industry.

It was in Samara, fifty years ago, that the rocket which would take the first man into space was built, marking the start of the new space era for all mankind.

All kinds of modern space technology is manufactured in Samara today – not just for Russia, but for Western Europe and the USA, too. From rocket engines to space satellites and, of course, the Soyuz carrier rockets, the most reliable series ever to be produced. In the second decade of the twenty-first century, they alone are now used to send humans into space – to the international space station.

Of course, this would have been impossible without the extraordinary ideas, bold decisions and painstaking work of the talented scientists and engineers, employees and graduates of the Samara State Aerospace University (SSAU). SSAU is one of the few universities in the world to provide the experience of engineering, developing, launching and operating the satellite.

YOU MAKE AUSTRALIA'S NATIONAL UNIVERSITY

#1

2016 QS WORLD UNIVERSITY RANKINGS®

The Australian National University has a distinct national and global mission.

ANU attracts people from around the world, with one third of our students and many staff coming from overseas.

More than half of ANU students are studying at postgraduate level, and all ANU students enjoy continual access to the best scholars in their field. An education at ANU is informed by the latest research and built on the belief that students should be constantly challenged to discover new skills and ways of thinking.



Australian
National
University

Choose ANU.edu.au

	2016 RANK	2015 RANK	Institution Name	Country/Territory	SIZE	FOCUS	RES.	AGE	STATUS	Academic Reputation SCORE	Employer Reputation SCORE	Faculty Student SCORE	Citations per Paper SCORE	International Faculty SCORE	International Students SCORE	Overall SCORE	QS Stars Rating
▼	251	243=	UNIVERSITY OF MASSACHUSETTS, AMHERST		L	CO	VH	5	A	47.5	28.5	18	69.3	18.5	11.6	40.8	
▲	252=	253	CHULALONGKORN UNIVERSITY		XL	FC	HI	4	A	68.9	52.3	24.3	9.8	16.4	3.7	40.6	
▲	252=	273=	RMIT UNIVERSITY		XL	CO	VH	2	A	42	74.1	14.9	19.8	100	83.5	40.6	
▲	252=	275=	SOAS - SCHOOL OF ORIENTAL AND AFRICAN STUDIES, UNIVERSITY OF LONDON		S	SP	VH	5	A	38.4	26.1	45.8	15.5	100	100	40.6	
▼	252=	239	UNIVERSITY OF EAST ANGLIA (UEA)		L	FC	HI	4	A	28.3	15.8	35.2	59.5	81	90.1	40.6	
▲	252=	280	UNIVERSITY OF MIAMI		L	FC	VH	4	B	23.9	23.2	95.2	35.1	4.4	48.9	40.6	
▼	257	232	BEIJING NORMAL UNIVERSITY		L	CO	VH	5	A	49.3	33.4	31.8	40.3	40.4	17.3	40.4	
▼	258	256=	SAINT-PETERSBURG STATE UNIVERSITY		L	FC	HI	5	A	38	31.3	97.6	3.7	4.4	26.4	40.1	
▼	259	254=	NORWEGIAN UNIVERSITY OF SCIENCE AND TECHNOLOGY		L	FC	VH	5	A	36.6	46	31.4	45.7	73.7	28	39.8	
▼	260	241=	UNIVERSITE DE STRASBOURG		XL	FC	HI	5	A	60.7	20.2	15.8	28.1	40.3	49	39.6	
▼	261	247=	UNIVERSITY OF SURREY		L	CO	VH	4	A	26.5	35.6	33.1	43.8	96	98.5	39.5	★★★★★
▼	262	261=	UNIVERSITE PARIS DIDEROT - PARIS 7		L	FC	VH	5	A	55.8	6.8	11.7	51.3	34	42.2	39.4	
▼	263	251	UNIVERSITÄT STUTTGART		L	CO	VH	5	A	34.8	62.3	35.2	34.6	37.1	64.9	39.3	
▼	264=	243=	UNIVERSITÄT FRANKFURT AM MAIN		XL	FC	VH	5	A	55.3	51.6	24.4	20.7	17.2	41.4	39.2	
▼	264=	247=	UNIVERSITY OF GOTHENBURG		L	FC	VH	5	A	43	29.2	47.2	32.1	37	26.7	39.2	
▲	264=	295=	KYUNG HEE UNIVERSITY		L	FC	VH	4	B	29.1	60.2	74	21	12.8	37.3	39.2	
▲	264=	293=	ECOLE NORMALE SUPERIEURE DE CACHAN		S	CO	VH	5	A	21.7	17	87.8	36.7	32.9	43.3	39.2	
▲	268	314=	ECOLE DES PONTS PARISTECH		S	FO	VH	5	A	13.1	74.4	97.9	5.4	13.2	98.6	39.1	
▲	269	290=	UNIVERSIDAD NACIONAL DE COLOMBIA		XL	FC	HI	5	A	65	91.5	11.1	4.9	10.3	2.9	38.9	★★★★★
▲	270	331=	UNIVERSITI PUTRA MALAYSIA (UPM)		L	FC	VH	3	A	43.2	25.5	48.9	16.4	45.2	71.8	38.8	
▼	271	265=	UNIVERSITY OF CALIFORNIA, RIVERSIDE (UCR)		L	FC	HI	4	A	26	29.9	10.3	84	95.4	30.8	38.7	
▲	272=	283	UNIVERSIDAD DE LOS ANDES COLOMBIA		L	FC	MD	4	B	59.7	84.8	15.3	6.9	31.9	2.9	38.5	
▲	272=	292	UNIVERSITÄT ERLANGEN-NÜRNBERG		XL	FC	VH	5	A	30.1	37.2	2.8	97.5	26.2	27.2	38.5	
▼	272=	249=	UNIVERSITY OF STRATHCLYDE		L	CO	VH	5	A	28.7	54.5	28.6	36.3	88.5	80.2	38.5	
▼	275	273=	WUHAN UNIVERSITY		XL	FC	VH	5	A	42.8	46.5	24.3	39.8	54.9	15.5	38.2	
▼	276	263=	QUEENSLAND UNIVERSITY OF TECHNOLOGY (QUT)		XL	CO	VH	3	A	39.9	56.7	13.6	31.4	96.9	49.6	38.1	
▲	277	309=	NORTH CAROLINA STATE UNIVERSITY		L	CO	VH	5	A	36.2	30.2	29.1	50.1	51.8	40.1	38	
▲	278=	291	HARBIN INSTITUTE OF TECHNOLOGY		L	FO	VH	4	A	30.5	21.6	49.6	64.4	9.2	6.8	37.9	
▲	278=	281	HONG KONG BAPTIST UNIVERSITY (HKBU)		M	FC	HI	2	A	23.5	14.5	35.9	50.2	99.4	91.4	37.9	★★★★★
▲	280=	314=	UNIVERSIDAD CARLOS III DE MADRID		L	FO	VH	3	A	34.8	56.9	68.2	8.3	34.2	22.6	37.8	
▲	280=	290	BIRKBECK COLLEGE, UNIVERSITY OF LONDON		M	FO	VH	5	A	20.9	14.3	19.2	70	97.5	99.2	37.8	
▲	282	286=	LINKÖPING UNIVERSITY		L	CO	VH	3	A	25.2	49.3	70.3	28	41.1	19	37.7	
▲	283=	295=	MAHIDOL UNIVERSITY		L	FC	HI	4	A	45.8	26.6	73.3	5.8	10.1	5.8	37.6	
▲	283=	295=	UNIVERSITAT POMPEU FABRA		M	CO	VH	3	A	39.4	31.8	20.7	44.4	76.4	34.5	37.6	
▼	283=	233=	UNIVERSITY COLLEGE CORK (UCC)		L	FC	VH	5	A	31.1	44.8	29.5	38.1	93.1	47	37.6	★★★★★
▲	283=	303=	KING ABDUL AZIZ UNIVERSITY (KAU)		XL	FC	VH	3	A	27.3	24.8	66.5	11.4	99	68.1	37.6	★★★★★
▼	283=	277=	DALHOUSIE UNIVERSITY		L	FC	VH	5	A	26.9	15	19.7	65.5	100	60.2	37.6	
▲	288=	288	UNIVERSITY OF SOUTH AUSTRALIA (UNISA)		L	CO	VH	3	A	28.8	41.6	28.5	37.3	100	65.5	37.4	★★★★★
▲	288=	303=	UNIVERSITI TEKNOLOGI MALAYSIA (UTM)		L	CO	VH	3	A	26.7	30	82.9	10.7	56.8	41.3	37.4	
▲	288=	329=	UNIVERSITY OF ST GALLEN (HSG)		M	SP	VH	5	A	11.9	94.3	3.3	61.9	100	97	37.4	
▼	291=	263=	INDIANA UNIVERSITY BLOOMINGTON		XL	FC	VH	5	A	53.1	42.2	22.2	22.1	33.7	26.3	37.3	
▼	291=	284=	UNIVERSITY OF OTTAWA		XL	FC	VH	5	A	34.8	29.5	7.5	59.8	86.6	51	37.3	
▲	291=	317	NOVOSIBIRSK STATE UNIVERSITY		M	CO	VH	4	A	28.9	34.2	86.6	9	7.5	56	37.3	
▼	294=	256=	WESTFÄLISCHE WILHELMS-UNIVERSITÄT MÜNSTER		XL	FC	VH	5	A	39.8	53.5	45	24.9	25.1	13.2	37.2	
▲	294=	319=	UMEA UNIVERSITY		L	FC	HI	4	A	26.5	23.8	85.5	24.3	31.9	13.5	37.2	
▼	296	269=	UNIVERSITY OF CALIFORNIA, SANTA CRUZ (UCSC)		L	CO	VH	4	A	31.1	18.3	10.1	92	45.7	2.9	37.1	
▲	297=	307	SUN YAT-SEN UNIVERSITY		XL	FC	VH	4	A	41.2	39	20.3	50.1	39.6	10.5	37	
▲	297=	348=	HIROSHIMA UNIVERSITY		L	FC	VH	4	A	34.3	10.3	86	18.6	12.2	14	37	
▼	299=	295=	UNIVERSITÄT INNSBRUCK		L	FC	HI	5	A	31.4	38.4	33.1	18.5	97.2	99.2	36.9	
▼	299=	282	BOSTON COLLEGE		L	CO	HI	5	B	28.8	44.3	17.7	56.3	95.5	24.5	36.9	

SWIN
BUR
NE

SWINBURNE
UNIVERSITY OF
TECHNOLOGY

MELBOURNE,
AUSTRALIA

There's only one centre outside of the United States that can remotely operate the Keck Telescopes, the largest optical and infra-red telescopes in the world.

And it's at Swinburne.

W. M. Keck Observatory,
Mauna Kea, Hawaii

9,000km

Advanced Manufacturing and Design Centre (AMDC),
Swinburne University of Technology, Melbourne



Search Swinburne



KNOW
ING

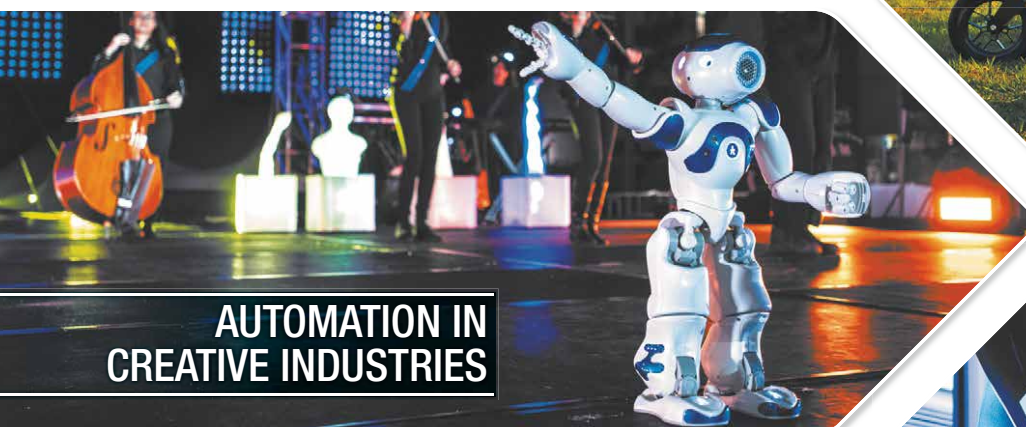
CRICOS Provider Code 00111D

Carina Nebula, at an estimated distance between 6,500 and 10,000 light years from Earth.

	2016 RANK	2015 RANK	Institution Name	Classification						Academic Reputation	Employer Reputation	Faculty Student	Citations per Paper	International Faculty	International Students	Overall SCORE	QS Stars Rating
				Country/Territory	SIZE	FOCUS	RES.	AGE	STATUS								
▼	301	269=	RUTGERS - THE STATE UNIVERSITY OF NEW JERSEY, NEW BRUNSWICK		XL	CO	VH	5	A	43.8	27.3	34.8	35.7	21.1	27.1	36.8	
▼	302=	279	CHARLES UNIVERSITY		XL	FC	VH	5	A	48.7	44.9	37.6	10.5	15.8	45	36.7	
▲	302=	312=	UNIVERSITI KEBANGSAAN MALAYSIA (UKM)		L	FC	VH	3	A	40	26.2	53.9	11.1	55	44	36.7	
▼	302=	271=	INDIAN INSTITUTE OF TECHNOLOGY KANPUR (IITK)		M	CO	VH	4	A	36.9	49.9	20.2	64.2	2.1	1.6	36.7	
▲	305	314=	POLITECNICO DI TORINO		L	FO	VH	5	A	32.6	63.7	2.5	70.7	2.2	45.7	36.4	
▼	306=	284=	CURTIN UNIVERSITY		L	CO	VH	3	A	30.7	39	22.1	33.4	100	74.4	36.3	
▲	306=	338=	BAUMAN MOSCOW STATE TECHNICAL UNIVERSITY		L	CO	HI	5	A	26.3	50.4	100	1.1	1.4	9.9	36.3	
▲	308=	309=	UNIVERSIDAD AUSTRAL		S	CO	MD	3	B	28.4	61.9	86.7	1.9	6.6	13.2	36.2	
▲	308=	338=	NATIONAL YANG MING UNIVERSITY		S	FC	VH	3	A	16.5	11.7	99.5	38.9	7.3	8.1	36.2	
▲	310=	376=	NATIONAL TAIWAN NORMAL UNIVERSITY		M	CO	VH	4	A	37.8	17.9	59.3	12.3	16.9	76.3	36	
▲	310=	350	PONTIFICIA UNIVERSIDAD CATOLICA ARGENTINA SANTA MARIA DE LOS BUENOS AIRES (UCA)		L	FC	LO	4	B	29	85.9	72.6	1.2		22.4	36	
▲	310=	348=	RENSSELAER POLYTECHNIC INSTITUTE		M	CO	VH	5	B	20.9	24.8	17.7	95.6	9.2	39.9	36	
▼	313	286=	INDIAN INSTITUTE OF TECHNOLOGY KHARAGPUR (IITKGP)		M	FO	VH	4	A	28.7	50.6	12.3	83.9	2.4	1	35.9	
▼	314	301	CITY UNIVERSITY LONDON		L	CO	HI	5	A	22.6	65.5	17.2	33.3	96	100	35.8	
▼	315=	277=	NANKAI UNIVERSITY		XL	FC	VH	4	A	35.5	21.3	23.7	70.3	7.2	5.2	35.7	
▲	315=	345=	TONGJI UNIVERSITY		XL	FC	VH	5	A	35.5	30.8	29.1	38.5	68.5	26.8	35.7	
▼	315=	265=	UNIVERSITY OF LIEGE		L	FC	VH	5	A	24.4	29.2	23.8	71.3	12.9	65.5	35.7	
▲	318	331=	XIAN JIAOTONG UNIVERSITY		XL	FC	VH	5	A	33.5	29.7	49.3	38.5	23.4	10.5	35.6	
▲	319	356=	TAMPERE UNIVERSITY OF TECHNOLOGY		M	CO	VH	3	A	14.6	31.1	94.1	19.2	55.3	21	35.5	
▼	320	259	BEN GURION UNIVERSITY OF THE NEGEV		L	FC	VH	3	A	25.2	23.3	28.3	51.8	76.8	59.6	35.4	
▲	321=	323	UNIVERSIDADE FEDERAL DO RIO DE JANEIRO		XL	FC	VH	4	A	61.6	29.2	24.3	11.2	10.6	3.8	35.3	
▼	321=	299=	UNIVERSITAT POLITECNICA DE CATALUNYA		L	CO	VH	3	A	35.1	42.4	50.4	24.1	9.1	33	35.3	
▼	323	308	UNIVERSITY OF PORTO		L	FC	VH	5	A	41.7	39.5	15	54.4	6.2	9.3	35.2	
▲	324	338=	UNIVERSITY OF WAIKATO		M	CO	VH	4	A	22.2	36.5	14.5	53.1	97.3	79.9	35.1	★★★★★
▲	325=	358=	UNIVERSITY OF INDONESIA		XL	FC	MD	5	A	42.6	54.5	42.4	1.6	68.1	4.8	35	
▼	325=	319=	UNIVERSITY OF VICTORIA		L	CO	VH	4	A	24.9	19.1	7	75.4	82.9	47.2	35	
▲	327=	376=	UNIVERSITE DE MONTPELLIER		XL	CO	VH	5	A	46.8	32.5	11	39.5	13.3	41	34.8	
▼	327=	318	HERIOT-WATT UNIVERSITY		M	CO	VH	4	A	14.8	45.5	34.2	36.2	98.6	99.6	34.8	
▲	329	391=	TOKYO MEDICAL AND DENTAL UNIVERSITY		S	FO	VH	4	A	18.8	10.8	100	26.1	3.2	13.8	34.7	
▲	330=	481-490	UNIVERSITY OF LISBON		XL	FC	VH	5	A	42.4	50.7	14.4	40.8	7.3	23.1	34.6	
▼	330=	289	UNIVERSITI SAINS MALAYSIA (USM)		L	FC	VH	3	A	40.3	34.7	36.8	25.9	23.4	25.8	34.6	
▼	330=	293=	TILBURG UNIVERSITY		M	FO	VH	4	A	21.1	36.9	12.1	68.3	87	37.9	34.6	
▼	330=	303=	UNIVERSITY OF ESSEX		M	CO	VH	4	A	23.6	16.6	18.3	47.6	99.2	99.8	34.6	
▲	330=	384=	YESHIVA UNIVERSITY		M	FC	VH	5	B	4.1	5.9	98.8	56.6	1.4	24.7	34.6	
▼	335	354	EWHA WOMANS UNIVERSITY		L	FC	HI	5	B	24.1	25.9	80.8	19	10.9	35.1	34.5	
▼	336	329=	GRIFFITH UNIVERSITY		XL	FC	HI	3	A	31.7	32.5	14.2	36.5	9.8	64.1	34.4	
▲	337	N/A	GWANGJU INSTITUTE OF SCIENCE AND TECHNOLOGY (GIST)		S	FO	VH	2	A	14	4.1	35	100	12.9	12.9	34.3	
▼	338=	309=	UNIVERSITA DEGLI STUDI DI PADOVA (UNIPD)		XL	FC	VH	5	A	56	29	18	24.3	2.4	7.8	34.2	
▼	338=	319=	UNIVERSITY OF JYVASKYLA		M	CO	VH	4	A	24.4	16.4	81.7	20.6	36.7	9.8	34.2	
▼	340=	337	MASSEY UNIVERSITY		L	CO	VH	4	A	33.7	29.8	24.4	20	96.5	73.4	34.1	★★★★★
▲	340=	387=	JAMES COOK UNIVERSITY (JCU)		L	FC	HI	3	A	24.1	18.4	17.4	49.4	96.9	83.9	34.1	
▼	342	338=	UNIVERSITY AT BUFFALO SUNY		L	FC	VH	5	A	23.8	8.4	11	72.9	68	66.4	34	
▲	343=	373=	LINCOLN UNIVERSITY		S	CO	VH	5	A	10.4	10.1	58	37.9	91.7	93.9	33.9	★★★★★
▼	343=	327=	UNIVERSITY OF HAWAII AT MĀNOA		L	FC	VH	5	A	23.2	6.1	56.6	40.2	64.7	25.8	33.9	
▼	345=	331=	BRUNEL UNIVERSITY		L	CO	VH	4	A	16.8	27.6	21.7	48.8	97.5	99.6	33.8	
▲	345=	371	L.N. GUMILYOV EURASIAN NATIONAL UNIVERSITY		L	FO	HI	2	A	23.4	24.3	99.6	1.3	28.9	6.2	33.8	
▼	347=	331=	UNIVERSITÄT KÖLN		XL	FC	VH	5	B	42.9	54.9	23.7	15.5	32.2	28.7	33.6	
▲	347=	400	UNIVERSITY OF TARTU		M	FC	VH	5	A	28.7	28.2	72.9	15.6	17.4	13.7	33.6	
▼	347=	338=	UNIVERSITÄT ULM		M	CO	VH	3	A	10.7	14	64.7	52.6	52.9	33.7	33.6	
▲	350=	431-440	MOSCOW INSTITUTE OF PHYSICS AND TECHNOLOGY STATE UNIVERSITY		M	FO	VH	4	A	17.8	22.3	98.4	6.7	22.8	36.5	33.4	
▲	350=	397=	MOSCOW STATE INSTITUTE OF INTERNATIONAL RELATIONS_MGIMO UNIVERSITY		M	SP	LO	4	A	20.2	32.1	99.4	1	2.9	36.1	33.4	

At the global forefront of

ROBOTICS AND BIG DATA



**AUTOMATION IN
CREATIVE INDUSTRIES**



**FARM
AUTOMATION**



**ENVIRONMENTAL
AUTOMATION**



**SURGICAL
ROBOTS**



**AUTOMATION
AND BIG DATA**

Robotics and big data are transforming jobs, advancing disciplines and disrupting every sector of the economy. QUT researchers are at the forefront of this transformation in agriculture, the environment, healthcare and creative industries.

Find out more at qut.edu.au



a university for the **real** world®

	2016 RANK	2015 RANK	Institution Name	Country/ Territory	SIZE	FOCUS	RES.	AGE	STATUS	Academic Reputation SCORE	Employer Reputation SCORE	Faculty Student SCORE	Citations per Paper SCORE	International Faculty SCORE	International Students SCORE	Overall SCORE	QS Stars Rating
↘	352=	319=	UNIVERSITÄT KONSTANZ		M	CO	VH	4	A	33.7	23.3	40.4	23.2	58.7	33	33.2	
↗	352=	411-420	UNIVERSIDAD DE BELGRANO		M	CO	LO	4	B	14.7	60.5	80.6	1.1	7.6	89.9	33.2	
↗	354	421-430	BELARUS STATE UNIVERSITY		L	FO	HI	4	A	26.7	20	92.4	1.7	7.1	22.9	33	
↘	355	324=	DEAKIN UNIVERSITY		XL	FC	HI	3	A	31.9	38.5	6.2	35.7	98.5	54.8	32.9	★★★★★
↗	356=	369=	UNIVERSITÉ PARIS DAUPHINE		M	SP	HI	3	A	31.2	67	24.7	9.7	45	86.2	32.8	
↘	356=		LAPPEENRANTA UNIVERSITY OF TECHNOLOGY		S				B	11.7	18.7	99.9	13	45.5	25.9	32.8	
↘	358	346=	ASTON UNIVERSITY		M	CO	VH	4	A	19.3	43.3	18.8	38.3	98.1	82.1	32.7	★★★★★
↘	359=	331=	UNIVERSITY OF THE WITWATERSRAND		L	FC	VH	5	A	33.9	34.2	18.4	30.3	95.9	18.5	32.6	
↘	359=	324=	OXFORD BROOKES UNIVERSITY		L	CO	HI	5	A	30.9	69	12.4	15.9	66	84.8	32.6	
↘	361=	338=	VIRGINIA POLYTECHNIC INSTITUTE (VIRGINIA TECH)		XL	FC	VH	5	A	31.8	40.2	25.6	42.2	20.4	21.4	32.4	
↗	361=	365	NORTHEASTERN UNIVERSITY		L	CO	VH	5	B	18.4	37.5	27.4	40	57	96.2	32.4	
↘	363=	327=	GEORGE WASHINGTON UNIVERSITY		L	FC	VH	5	B	32.4	37.8	27.1	29.6	35.3	47.9	32.3	
↗	363=	381=	UNIVERSITÄT JENA		L	FC	VH	5	A	22	14	78.2	22	8.1	33.2	32.3	
↘	365	345=	AMERICAN UNIVERSITY IN CAIRO		M	CO	HI	4	B	31.6	61.4	35.5	4.8	96.9	7.3	32.2	
↘	366=	344	UNIVERSITY OF WARSAW		XL	CO	VH	5	A	42.5	48.1	35.4	7.6	15.3	19.3	32.1	
↘	366=	351=	UNIVERSIDADE NOVA DE LISBOA		L	FC	HI	3	A	29.3	51.7	38.7	21.4	36.1	26.6	32.1	
↘	366=	360	UNIVERSITY OF KENT		L	CO	VH	4	A	22.2	18.8	32.4	25.6	97.7	90.7	32.1	
↘	369	361=	KOBE UNIVERSITY		L	FC	VH	4	A	31.7	30.8	59.2	16.6	11	11.1	32	
↘	370=	306	UNIVERSITÀ DEGLI STUDI DI MILANO		XL	FC	VH	4	A	48.2	30.7	8.3	34.4	11.7	10	31.9	
↗	370=	379=	UNIVERSITY OF TASMANIA		L	CO	VH	5	A	24.6	12.9	24.9	35.7	92.6	75.9	31.9	
↘	372	324=	LAVAL UNIVERSITY		L	FC	VH	5	A	29	27.3	29.1	31.5	69.9	35	31.8	
↗	373	393	UNIVERSITY OF KANSAS		L	FC	VH	5	A	19.5	16.5	76.9	24.3	17.6	21.6	31.7	
↗	374=	401-410	UNIVERSITY OF THE PHILIPPINES		XL	FC	MD	5	A	42.5	46.9	46	2.2	3.3	1.9	31.5	
↘	374=	356=	AALBORG UNIVERSITY		L	FC	VH	3	A	26.1	48.6	23.3	27.3	72.2	47.3	31.5	★★★★★
↗	374=	411-420	UNIVERSITY OF COLORADO AT DENVER		L	FC	VH	5	A	10.6	17.9	100	20.2	5.4	22.1	31.5	
↗	377=	387=	UNIVERSITÉ PARIS DESCARTES		L	FC	VH	5	A	30.8	14.8	32	37.5	19.6	53.2	31.4	
↗	377=	481-490	TOMSK STATE UNIVERSITY		M	CO	VH	5	A	20.4	19.2	83.5	2.5	23.7	57.3	31.4	
↗	377=	421-430	UNIVERSITY OF TROMSØ		M	FC	HI	3	A	17.1	3.1	96.7	12.7	17.3	29.9	31.4	
↘	380=	353	DUBLIN CITY UNIVERSITY (DCU)		M	CO	VH	3	A	20.5	36.9	36.2	24	86.1	57.5	31.3	
↗	380=	401-410	UNIVERSITY OF TEXAS DALLAS		L	CO	VH	3	A	18.7	19.8	5.3	88.9	11.2	48	31.3	
↘	382=	347	UNIVERSITY OF EASTERN FINLAND		M	CO	VH	3	A	22.8	12.7	62.1	27.6	42.9	13.3	31.2	
↗	382=	491-500	V.N. KARAZIN KHARKIV NATIONAL UNIVERSITY		M	FC	HI	5	A	18.9	5.5	88.4	1.9	1.2	97.7	31.2	
↘	384	373=	AMERICAN UNIVERSITY		L	CO	HI	5	B	35.4	55.7	30.8	15.2	8.6	35.2	31.1	
↘	385	384=	UNIVERSITY OF STIRLING		M	CO	VH	3	A	15.3	18.3	23.6	56.5	73	64.2	31	★★★★★
↗	386=	411-420	COLORADO STATE UNIVERSITY		L	CO	VH	5	A	29.8	36.6	18.4	49.5	22.7	12.8	30.9	
↗	386=	461-470	CHUNG-ANG UNIVERSITY		L	FC	HI	4	B	18.7	24.7	82.6	8.3	17.3	37.3	30.9	
↗	386=	394=	LA TROBE UNIVERSITY		L	CO	VH	3	A	26.9	30.8	9.4	26	97.8	95.1	30.9	
↗	389	401-410	BEIJING INSTITUTE OF TECHNOLOGY		L	FO	VH	4	A	33.3	31.5	31	37.7	7.3	5.3	30.8	
↘	390=	372	STONY BROOK UNIVERSITY		L	FC	VH	4	A	21.9	5.2	40.4	41.9	11.4	86.6	30.7	
↗	390=	400=	SWANSEA UNIVERSITY		L	FC	HI	4	A	18.4	18.3	40.1	32.2	67.9	70.1	30.7	★★★★★
↘	390=	361=	UNIVERSITY OF SOUTHERN DENMARK		L	FO	VH	4	A	23.4	21.9	37.9	25.5	76	49.6	30.7	
↘	393=	312=	UNIVERSITY OF IOWA		L	FC	VH	5	A	28.8	10.7	36	43.7	8.1	33.4	30.6	
↗	393=	481-490	QATAR UNIVERSITY		M	FC	HI	3	A	15.2	20.1	53.7	7	100	99.9	30.6	
↗	395=	401-410	STELLENBOSCH UNIVERSITY		L	FC	HI	5	A	32.2	28.2	5	44.7	74.4	20	30.5	
↘	395=	361=	WASHINGTON STATE UNIVERSITY		L	FC	VH	5	A	31.7	22.8	23.6	33.2	68	14.9	30.5	
↘	395=	379=	NATIONAL SUN YAT-SEN UNIVERSITY		M	CO	VH	3	A	28.2	14.6	24.2	58.2	16.6	8.2	30.5	
↘	395=	376=	NATIONAL TECHNICAL UNIVERSITY OF ATHENS		M	FO	VH	5	A	26.5	58.7	20	48.7	1.3	6.5	30.5	
↘	399	391=	INDIAN INSTITUTE OF TECHNOLOGY ROORKEE (IITR)		M	FO	VH	5	A	20.2	32	14.7	80.4	1.9	2.4	30.4	
↘	400=	366	LEIBNIZ UNIVERSITÄT HANNOVER		L	CO	VH	5	A	22	26.2	1.6	83.4	11.9	26.6	30.3	
↗	400=	481-490	TOMSK POLYTECHNIC UNIVERSITY		M	FO	VH	5	A	9.7	21.1	94.6	2.1	20.8	76.3	30.3	

TOP
2%
OF THE WORLD
UNIVERSITY
RANKINGS



YOU
WERE BORN
TO



#uccmakeyourmark
www.ucc.ie



	2016 RANK	2015 RANK	Institution Name	Country/Territory	SIZE	FOCUS	RES.	AGE	STATUS	Aca- demic Reputa- tion SCORE	Em- ployer Reputa- tion SCORE	Faculty Stu- dent SCORE	Cita- tions per Paper SCORE	Inter- national Faculty SCORE	Inter- national Stu- dents SCORE	Overall SCORE	QS Stars Rating
▲	401-410	431-440	BANDUNG INSTITUTE OF TECHNOLOGY (ITB)		L	CO	HI	4	A	-	-	21.6	2.8	17.6	3.3	30	
▼	401-410	381=	BRANDEIS UNIVERSITY		M	CO	VH	4	B	-	-	25.7	51.6	16.3	80.9	30.1	
▲	401-410	431-440	ILLINOIS INSTITUTE OF TECHNOLOGY		M	CO	VH	5	B	-	-	26.9	39.4	17.3	100	30.1	
▼	401-410	375	JOHANNES GUTENBERG UNIVERSITÄT MAINZ		XL	FC	VH	5	A	-	-	47.5	20	36.5	26.1	29.8	
▲	401-410	481-490	KHALIFA UNIVERSITY		S	SP	HI	1	A	-	-	80.6	10	100	47.3	29.9	
▲	401-410	501-550	NATIONAL RESEARCH NUCLEAR UNIVERSITY "MEPHI" (MOSCOW ENGINEERING PHYSICS INSTITUTE)		M	FO	VH	4	A	-	-	93.4	3.3	28	43	30	
▲	401-410	421-430	TAIPEI MEDICAL UNIVERSITY		M	FO	VH	4	B	-	-	74	17.9	20	19.7	29.9	
▲	401-410	441-450	UNIVERSIDAD EXTERNADO DE COLOMBIA		M	CO	MD	5	B	-	-	99.8	1	11.5		30.2	
▲	401-410	461-470	WAKE FOREST UNIVERSITY		M	FC	VH	5	B	-	-	100	24.2	7.9	15.9	29.8	
▼	411-420	361=	UNIVERSITÉ AIX-MARSEILLE		XL	FC	VH	5	A	-	-	128	22.2	20.9	33.6	28.9	
▼	411-420	394=	BILKENT UNIVERSITY		M	CO	VH	3	B	-	-	20.2	30.1	58.8	9.4	28.9	
▲	411-420	421-430	SOGANG UNIVERSITY		M	CO	VH	4	B	-	-	50.4	17.6	12.5	9.6	29.7	
▲	411-420	411-420	BANGOR UNIVERSITY		M	FC	HI	5	A	-	-	21.4	54.9	61.8	80	29.2	
▲	411-420	551-600	KAZAKH NATIONAL TECHNICAL UNIVERSITY AFTER K.I.SATPAYEV		M	FO	HI	4	A	-	-	93	1	2.6	3.9	29.1	
▼	411-420	397=	NATIONAL CENTRAL UNIVERSITY		M	CO	VH	4	A	-	-	32.9	43.8	16.4	18.3	28.9	
▲	411-420	501-550	NATIONAL RESEARCH UNIVERSITY HIGHER SCHOOL OF ECONOMICS (HSE, MOSCOW)		L	FO	VH	2	A	-	-	92.7	1.5	9.3	9.8	29	
▲	411-420	471-480	PETER THE GREAT ST.PETERSBURG POLYTECHNIC UNIVERSITY		L	FO	VH	5	A	-	-	94.1	2.3	9.9	41.6	29.7	
▲	411-420	421-430	UNITED ARAB EMIRATES UNIVERSITY		M	FC	HI	3	A	-	-	38.6	12.5	100	85.6	29.4	
▼	411-420	394=	UNIVERSITÄT MANNHEIM		M	FO	VH	5	A	-	-	21.4	25.1	33.4	14.2	29.1	
▲	411-420	421-430	UNIVERSITY OF DELAWARE		L	CO	VH	5	A	-	-	11	80.9	34.8	27.9	28.9	
▼	411-420	358=	UNIVERSITY OF OULU		M	FC	VH	4	A	-	-	48.9	35.5	30.5	9.1	29.4	
▼	411-420	369=	UNIVERSITY OF UTAH		L	FC	VH	5	A	-	-	46.2	49.8	16	24.7	29.4	
▲	421-430	441-450	RENMIN (PEOPLE'S) UNIVERSITY OF CHINA		L	FO	VH	4	A	-	-	38.8	6	13	8.3	28.8	
▼	421-430	401-410	JULIUS-MAXIMILIANS-UNIVERSITÄT WÜRZBURG		L	FC	VH	5	A	-	-	14.7	53	32.6	15.3	28.5	
▼	421-430	355	IOWA STATE UNIVERSITY		XL	CO	VH	5	A	-	-	10.9	57.8	8.4	29.1	28.5	
▼	421-430	401-410	CHRISTIAN-ALBRECHTS-UNIVERSITÄT ZU KIEL		L	FC	VH	5	A	-	-	57.1	22.6	13	16.7	28.8	
▲	421-430	451-460	GOLDSMITHS, UNIVERSITY OF LONDON		M	FO	VH	5	A	-	-	22.5	13.6	86.1	97.9	28.5	
▼	421-430	387=	INSTITUT NATIONAL DES SCIENCES APPLIQUÉES DE LYON (INSA)		M	FO	VH	4	A	-	-	49.6	15.6	32.6	83.3	28.5	
▼	421-430	390	UNIVERSITY OF CONNECTICUT		L	FC	VH	5	A	-	-	21.6	53.6	71.8	24.3	28.8	
▼	431-440	367=	UNIVERSITÀ DI PISA		XL	FC	VH	5	A	-	-	7.2	24.6	2.4	9.3	28.4	
▼	431-440	401-410	PONTIFICIA UNIVERSIDAD JAVERIANA		XL	FC	MD	5	B	-	-	21.2	2	6.5	2.6	28.3	
▼	431-440	411-420	JAGIELLONIAN UNIVERSITY		XL	FC	HI	5	A	-	-	42.7	6.2	4	10.2	28.3	
▼	431-440	401-410	FLORIDA STATE UNIVERSITY		XL	FC	HI	5	A	-	-	11.5	46.7	10.7	7.6	28	
▼	431-440	421-430	TARAS SHEVCHENKO NATIONAL UNIVERSITY OF KYIV		L	CO	HI	5	A	-	-	65.9	2.5	1.7	5.4	28	
▼	431-440	401-410	THE UNIVERSITY OF GEORGIA		XL	FC	VH	5	A	-	-	21.6	35.8	50.2	16.3	28	
▼	431-440	381=	BEIHANG UNIVERSITY		XL	CO	VH	4	A	-	-	32.2	45	4.6	7.7	28.2	
▲	431-440	491-500	HUFS _ HANKUK (KOREA) UNIVERSITY OF FOREIGN STUDIES		L	CO	HI	4	B	-	-	75	2.3	37.2	32.3	28.3	
▲	431-440	471-480	SHARIF UNIVERSITY OF TECHNOLOGY		M	FO	VH	4	A	-	-	8.4	92.2		1.4	28	
▲	431-440	N/A	SINGAPORE MANAGEMENT UNIVERSITY		M	SP	HI	2	A	-	-	5.9	33.7	100	55.4	28.1	★★★★★
▼	431-440	411-420	UNIVERSIDAD POLITÉCNICA DE VALENCIA		L	CO	VH	3	A	-	-	49.9	18.9	4.8	19.3	28.4	
▲	441-450	351=	UNIVERSITÄT BREMEN		L	CO	VH	3	A	-	-	33.5	19.1	31	23.3	27.4	
▲	441-450	441-450	HUAZHONG UNIVERSITY OF SCIENCE AND TECHNOLOGY		XL	FC	VH	4	A	-	-	15.4	48.8	3.4	7	27.4	
▼	441-450	431-440	UNIVERSITÀ DEGLI STUDI DI TRENTO		L	CO	VH	4	A	-	-	8.6	48.5	44	15.1	27.4	
▼	441-450	411-420	AMERICAN UNIVERSITY OF SHARJAH		M	FC	MD	2	B	-	-	18.2	12.1	100	100	27.5	
▲	441-450	481-490	AUCKLAND UNIVERSITY OF TECHNOLOGY		L	CO	HI	2	A	-	-	14.2	9.4	99	99.2	27.6	★★★★★
▲	441-450	461-470	CHANG GUNG UNIVERSITY		M	FO	VH	3	B	-	-	70.2	50.1	4.5	6.6	27.8	
▲	441-450	501-550	DONGGUK UNIVERSITY		L	FC	HI	5	B	-	-	77.1	6.8	15.4	25.3	27.8	
▲	441-450	441-450	SABANCI UNIVERSITY		S	FO	VH	2	B	-	-	45.2	20.7	48	19.3	27.8	
▲	441-450	501-550	SWINBURNE UNIVERSITY OF TECHNOLOGY		L	CO	VH	2	A	-	-	10.7	30.2	92	94.2	27.9	
▲	441-450	491-500	UNIVERSIDAD DE PALERMO		M	FO	MD	3	B	-	-	56.2	1.1	37.1	95.5	27.9	
▼	441-450	431-440	UNIVERSITY OF MARYLAND, BALTIMORE COUNTY		M	FC	VH	4	A	-	-	16.1	81.3	9.3	17.1	27.7	

Start your future now with the **TOEFL**® and **GRE**® Tests.



The **TOEFL**® Test

Accepted by more than 9,000 institutions in 130 countries, the TOEFL test makes it easier to reach your destination. **In fact, 90% of TOEFL test takers surveyed got into their 1st or 2nd choice university.***

The entire test is given in half a day, with results in just 10 days. And we'll help you be successful with official test prep materials, including free resources.

Register today. Visit toeflgoanywhere.org.

The **GRE**® General Test

The only admissions test that's accepted by graduate and business school programs worldwide, it features a test-taker friendly design — and with the *ScoreSelect*® option, you can show schools only the scores you want them to see. Get where you want to go with the GRE General Test.

Register today. Visit takethegre.com.

*Based on a random survey of 296 university students.

	2016 RANK	2015 RANK	Institution Name	Classification						Academic Reputation	Employer Reputation	Faculty Student	Citations per Paper	International Faculty	International Students	Overall SCORE	QS Stars Rating
				Country / Territory	SIZE	FOCUS	RES.	AGE	STATUS	SCORE	SCORE	SCORE	SCORE	SCORE	SCORE		
↙	451-460	411-420	UNIVERSITA DEGLI STUDI DI FIRENZE (UNIFI)		XL	FC	VH	4	A	-	-	14.7	21.1	6.9	15.3	27.1	
↙	451-460	367=	UNIVERSITY OF COIMBRA		L	FC	VH	5	A	-	-	15	31	9.4	20.7	27.3	
↙	451-460	411-420	SHANGHAI UNIVERSITY		XL	CO	VH	2	A	-	-	29.6	22.5	10.3	3.7	27.3	★★★★★
↙	451-460	441-450	PUSAN NATIONAL UNIVERSITY		L	FC	VH	4	A	-	-	36.2	22	8.6	11.1	27.2	
↙	451-460	441-450	YORK UNIVERSITY		XL	CO	VH	4	A	-	-	13.2	20.1	33.1	45.5	27	
↙	451-460	421-430	RUHR-UNIVERSITÄT BOCHUM		XL	FC	VH	4	A	-	-	9.2	42.3	22	36.6	27	
↙	451-460	401-410	XIAMEN UNIVERSITY		XL	FC	VH	4	A	-	-	25.2	42.4	11.5	9.2	27	
↙	451-460	481-490	KOC UNIVERSITY		M	CO	HI	2	B	-	-	40.2	17.9	43.7	15.3	27.3	
↙	451-460	431-440	OREGON STATE UNIVERSITY		L	CO	VH	5	A	-	-	28.7	35.7	60.2	28.5	27.3	
↙	451-460	501-550	SULTAN QABOOS UNIVERSITY		M	FC	HI	3	A	-	-	62.1	9.5	100	4.5	27.2	
↙	461-470	451-460	UNIVERSIDADE FEDERAL DO RIO GRANDE DO SUL		XL	FC	VH	5	A	-	-	16.9	15.7	84.8	3.7	26.5	
↙	461-470	397=	UNIVERSITE PAUL SABATIER TOULOUSE III		L	CO	VH	5	A	-	-	41.1	8.9	10.3	39.8	26.8	
↙	461-470	431-440	KARL-FRANZENS-UNIVERSITÄT GRAZ		L	CO	HI	5	A	-	-	16.6	18.8	54.9	35.8	26.8	
↙	461-470	491-500	ARABIAN GULF UNIVERSITY		S	CO	MD	3	A	-	-	64.6	2.7	100	100	26.7	
↙	461-470	501-550	BOND UNIVERSITY		S	FC	HI	3	B	-	-	49	14.7	98.4	92.5	26.8	★★★★★
↙	461-470	411-420	CONCORDIA UNIVERSITY		XL	CO	VH	3	A	-	-	6.5	29.3	69.7	88.3	26.8	
↙	461-470	431-440	UNIVERSITY OF NEW MEXICO		L	FC	VH	5	A	-	-	50.9	32.8	12.4	6.3	26.6	
↙	461-470	471-480	UNIVERSITY OF OKLAHOMA		L	FC	VH	5	A	-	-	61.8	18.3	32.6	14.4	26.5	
↙	461-470	451-460	UNIVERSITY OF TENNESSEE		L	FC	VH	5	A	-	-	28.8	56.5	6.6	6.8	26.5	
↙	461-470	501-550	WAYNE STATE UNIVERSITY		L	FC	VH	5	A	-	-	76.6	20.9	21.8	21.5	26.7	
↙	471-480	451-460	UNIVERSIDAD DE SANTIAGO DE CHILE (USACH)		L	FC	MD	5	A	-	-	9.6	4.9	5.3	1.5	26.1	
↙	471-480	501-550	UNIVERSIDAD DE COSTA RICA		XL	CO	MD	4	A	-	-	28.8	2.3		1.4	26.1	
↙	471-480	431-440	MIDDLE EAST TECHNICAL UNIVERSITY		L	CO	VH	4	A	-	-	11	20	6.1	12	26.1	
↙	471-480	441-450	BOGAZICI UNIVERSITESI		M	CO	VH	5	A	-	-	6.5	33.4	26.8	21.9	26.4	
↙	471-480	501-550	CLARK UNIVERSITY		S	CO	VH	5	B	-	-	35.4	50.5	9.9	83	26.4	
↙	471-480	471-480	EAST CHINA UNIVERSITY OF SCIENCE AND TECHNOLOGY		XL	CO	VH	4	A	-	-	15.7	77.8	3.2	2.5	26.1	
↙	471-480	501-550	TECHNISCHE UNIVERSITÄT BRAUNSCHWEIG		L	CO	VH	5	A	-	-	65.1	11.9	7.8	34.3	26.4	
↙	471-480	491-500	TOKYO METROPOLITAN UNIVERSITY		M	CO	VH	4	A	-	-	12.5	67.7	7.8	6.3	26.1	
↙	471-480	451-460	UNIVERSITY OF SASKATCHEWAN		L	FC	VH	5	A	-	-	26.7	34.9	61.7	55	26.4	
↙	481-490	491-500	PONTIFICIA UNIVERSIDAD CATOLICA DEL PERU		L	FO	MD	4	B	-	-	17.5	1.8	6	4.4	25.9	
↙	481-490	401-410	UNIVERSITA DEGLI STUDI DI ROMA - TOR VERGATA		XL	CO	VH	3	A	-	-	7.5	28.7	8	21.1	25.6	
↙	481-490	441-450	UNIVERSITA DEGLI STUDI DI NAPOLI FEDERICO II		XL	FC	VH	5	A	-	-	3	47.3	1.5	1.5	25.6	
↙	481-490	N/A	HITOTSUBASHI UNIVERSITY		M	SP	HI	5	A	-	-	23	5.5	22.7	28.8	26	
↙	481-490	N/A	DALIAN UNIVERSITY OF TECHNOLOGY		XL	CO	VH	4	A	-	-	14	71.9	9.7	4.4	25.6	
↙	481-490	451-460	INDIAN INSTITUTE OF TECHNOLOGY GUWAHATI (IITG)		M	CO	VH	2	A	-	-	25.6	62.3	2.2	1.8	25.8	
↙	481-490	501-550	LEHIGH UNIVERSITY		M	CO	VH	5	B	-	-	32.1	55.3	6.8	50.7	26	
↙	481-490	421-430	TIANJIN UNIVERSITY		XL	CO	VH	5	A	-	-	28	47.8	10.9	2.4	25.7	
↙	481-490	491-500	UNIVERSIDAD DE ZARAGOZA		XL	FC	HI	5	A	-	-	47	16.6	3.7	13.9	25.7	
↙	481-490	501-550	VILNIUS UNIVERSITY		L	FC	HI	5	A	-	-	58.9	4.7	5.6	4.2	25.6	
↙	491-500	461-470	ARISTOTLE UNIVERSITY OF THESSALONIKI		XL	FC	VH	4	A	-	-	5.2	29.7	1.9	21	25.4	
↙	491-500	471-480	UNIVERSITA CATTOLICA DEL SACRO CUORE		XL	CO	VH	4	B	-	-	10.6	15.8	17.7	16.5	25.3	
↙	491-500	501-550	ABERYSTWYTH UNIVERSITY		M	CO	VH	5	A	-	-	23.2	33.3	68.8	68.9	25.5	
↙	491-500	N/A	IRAN UNIVERSITY OF SCIENCE AND TECHNOLOGY		M	FO	VH	4	A	-	-	3.7	97.7			25.2	
↙	491-500	451-460	JILIN UNIVERSITY		XL	FC	VH	4	A	-	-	40	22.5	16.1	3.5	25.3	
↙	491-500	551-600	THE CATHOLIC UNIVERSITY OF KOREA		M	FC	VH	5	B	-	-	89	15.2	3.6	3.1	25.2	
↙	491-500	601-650	UNIVERSITE SAINT-JOSEPH DE BEYROUTH		M	FC	MD	5	B	-	-	80.3	2.2	61.6	8.4	25.4	
↙	491-500	451-460	UNIVERSITY OF NEBRASKA		L	CO	VH	5	A	-	-	24.9	38.7	77.4	30.6	25.2	
↙	491-500	501-550	UNIVERSITY OF SOUTH FLORIDA		XL	CO	VH	4	A	-	-	13	53.3	49.5	26.1	25.3	
↙	491-500	601-650	YOKOHAMA CITY UNIVERSITY		S	CO	VH	5	A	-	-	99.6	10.1	5	3.2	25.5	



Kaohsiung Medical University

The Asia Leading Medical University With Excellent Teaching And Research Programs

★ University Rankings:

☆ 2015 QS Asia University Rankings:

137th Ranked 15th in Taiwan

☆ 2016 QS World University Rankings by Subject Medicine:

301th – 400th in the world



Teaching



Facilities



Internationalization



Innovation



Inclusiveness



RISE TO THE TOP

With a reputation for world-leading research and unique support networks for budding entrepreneurs, UNSW Australia will prepare you for great things. Our graduates go on to enjoy great career success, and it shows – we boast more millionaire alumni than any other university in Australia*.

*Research by Spear's and WealthInsight 2014.

Your journey starts here ►



Ranked 46th in the world
QS World University Rankings 2016



Ranked 22nd in world for
employer reputation
QS World University Rankings 2016



4th best student city
in the world
QS Best Student Cities 2015

CRICOS Provider Code 00098G



UNSW
AUSTRALIA

Australia's global university

Never Stand Still

UNSW Australia | T. +61 2 9385 6996 | E. unsw@prospectivestudent.info | W. international.unsw.edu.au





Wharton
UNIVERSITY of PENNSYLVANIA

SEI Center
FOR ADVANCED STUDIES
IN MANAGEMENT



STARS

AWARDS
2016


REIMAGINE EDUCATION

*Global Competition for
Innovative Pedagogies
Higher Education Forum*

Got a groundbreaking idea for the world of education?

Apply today for the opportunity to win \$50,000 in funding!

reimagine-education.com



**Over 2.7
million IELTS
tests taken
last year**

**More people go more
places with IELTS**

- IELTS is offered at over 900 locations around the world
- IELTS scores are accepted by over 9,000 organisations globally – including over 3,000 institutions in the US
- Test questions are developed by specialists in Australia, Canada, New Zealand, the UK and the US, making it a truly international test

ielts.org

IELTS™



IELTS is jointly owned by the British Council, IDP: IELTS Australia and Cambridge English Language Assessment.