



มหาวิทยาลัยมหิดล
คณะวิทยาศาสตร์

งานสารสนเทศและ
ห้องสมุดสตางค์ มงคลสุข

จัดการงานเอกสารออนไลน์ ด้วย Canva Docs



27 มีนาคม 2566

เฉลิมพันธ์ุ ตาทิพย์



งานสารสนเทศและห้องสมุดสตางค์ มงคลสุข

Project Overview

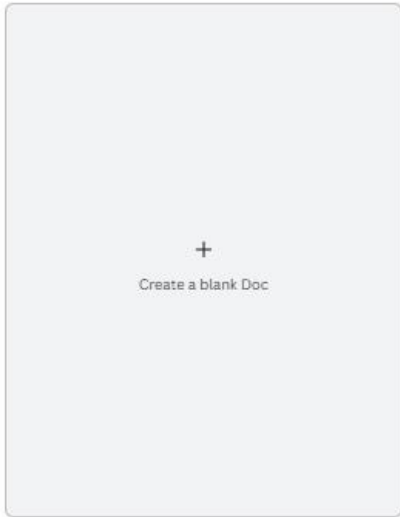
Project Name

Ensure the success of your team's project. Provide sufficient context on how the project came to be and, if applicable, include the latest actions, updates, or decisions regarding it.





Canva Docs



Project Documentation Professional Doc in Ivory ...
Doc by Canva Creative Studio



Product Launch Event Proposal Doc in Pink Black ...
Doc by Canva Creative Studio



Interview Report Doc in Blue Neon Green Bold St...
Doc by Canva Creative Studio



Daily Planner Doc in Pastel Purple Pastel Yellow T...
Doc by Canva Creative Studio



Project Status Report Professional Doc in Dark BL...
Doc by Canva Creative Studio



Decision Document Doc in Blue Purple Grey Geo...
Doc by Canva Creative Studio



Job Interview Questionnaire Doc in Denim Blue S...
Doc by Canva Creative Studio



Performance Report Professional Doc in Black BL...
Doc by Canva Creative Studio



Client Questionnaire Doc in Blue Green Orange B...
Doc by Canva Creative Studio



Creative Brief Doc in Black and White Grey Editor...
Doc by Canva Creative Studio

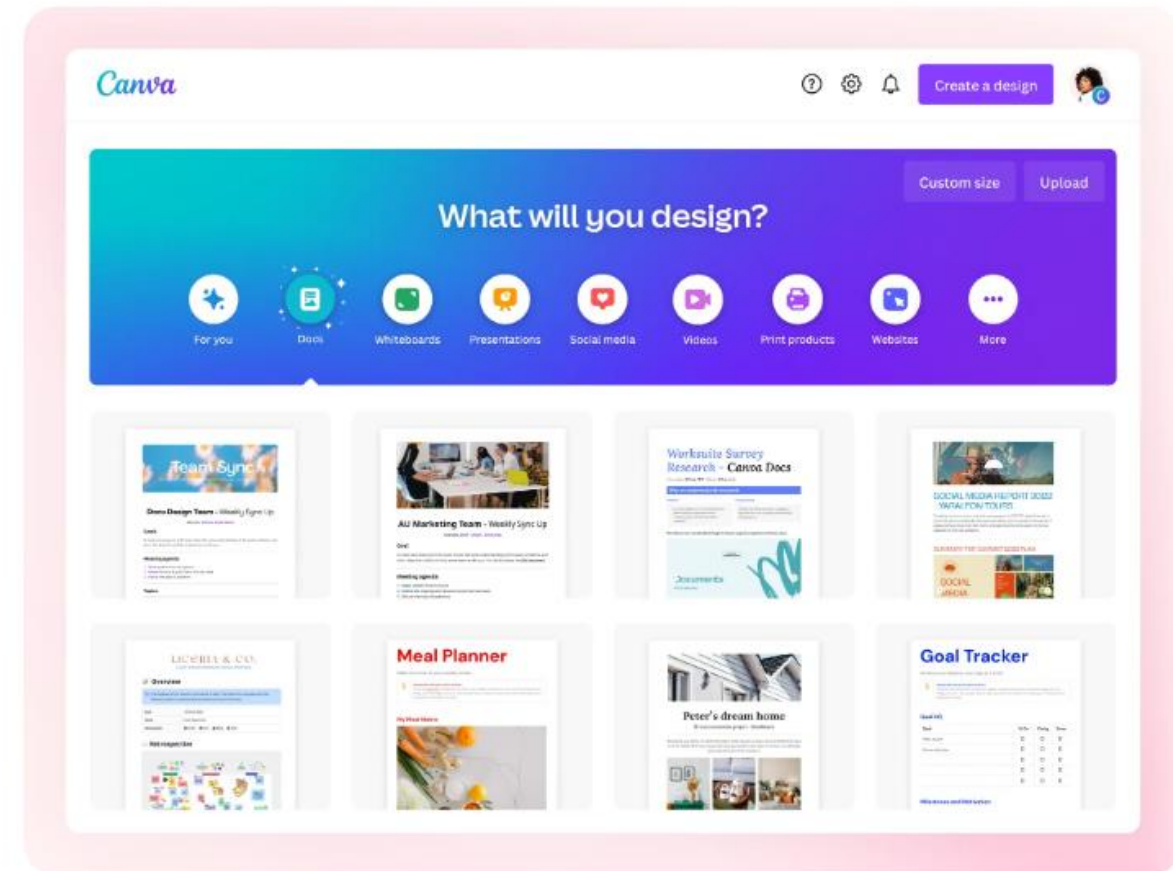


Quarterly Marketing Review Doc in Purple Pastel ...
Doc by Canva Creative Studio

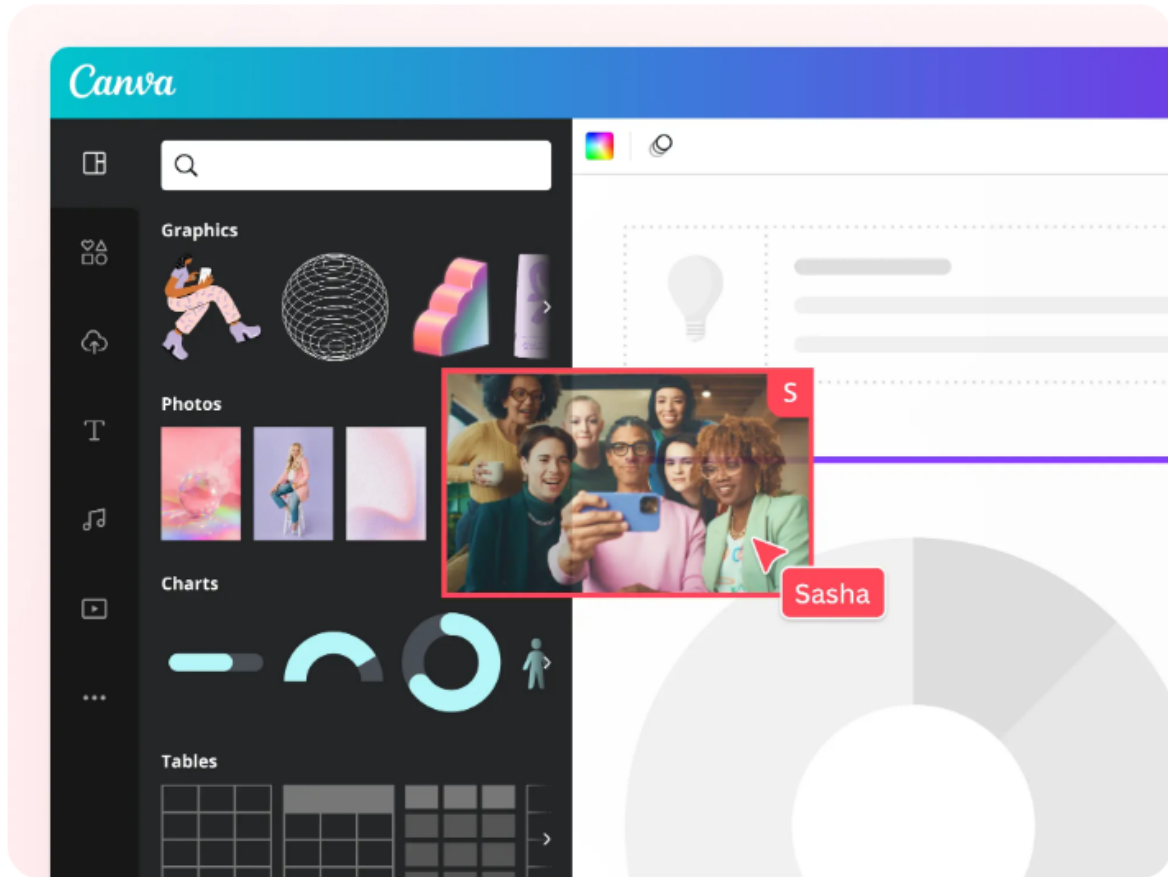
Introducing Canva Docs

Introducing Canva Docs

Bring the power of design to your Docs. Canva Docs lets you bring the same color, movement, and eye-catching visuals you usually reserve for presentations to your documents. Whether you're designing internal documents for your team or writing an assignment, Canva Docs pairs your favorite word processing features with the ability to supercharge your content with impactful, engaging visuals.



Canva Docs with ease



Design Docs with ease



Drag-and-drop editor

No more formatting woes. The drag-and-drop editor makes adding and editing visual content easy.



Hassle-free data visualization tools

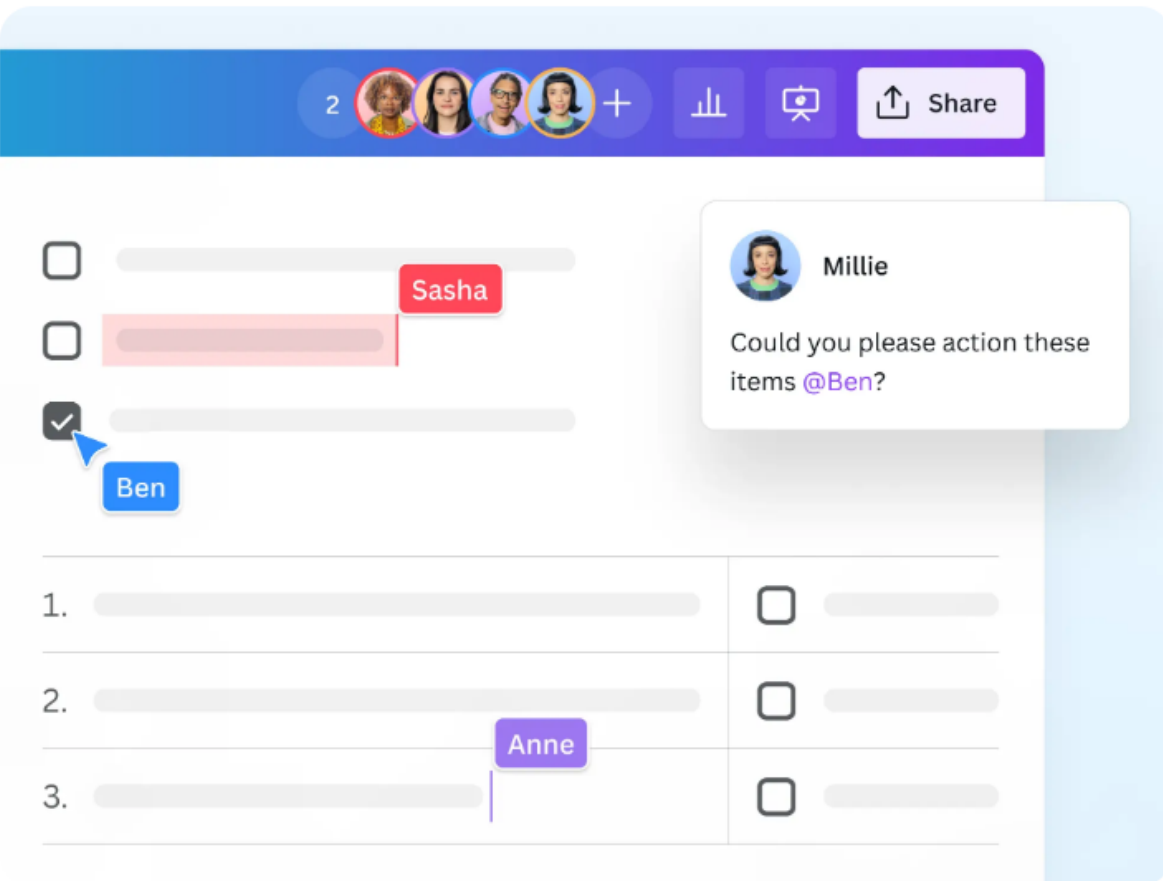
Make your data beautiful and easy to digest with features like checklists, tables, graphs, and charts.



Content at your fingertips

Tap the + button and search for tables, videos, images, or any graphic your Doc needs. Add editable Design Blocks to make document banners and page dividers pop with custom text and graphics.

Canva Docs – Collaborate Seamlessly



Collaborate seamlessly



Collaborate in real-time

Your team can view and edit your Doc in real-time – even if they don't have a Canva account. Keep track of everyone with cursor colors and selections.



Add comments

Leave comments and assign tasks to your team, or simply react to their work with emojis and stickers.



Work from anywhere

Create, view, and edit your Docs wherever you are, with Canva available across desktop, tablet, and mobile devices.

Canva Docs – Bring work together

Bring work together



Connect your content

Canva Docs are compatible with all of your Canva designs. Easily embed a presentation, social post, graphic, banner, or illustration into your document.



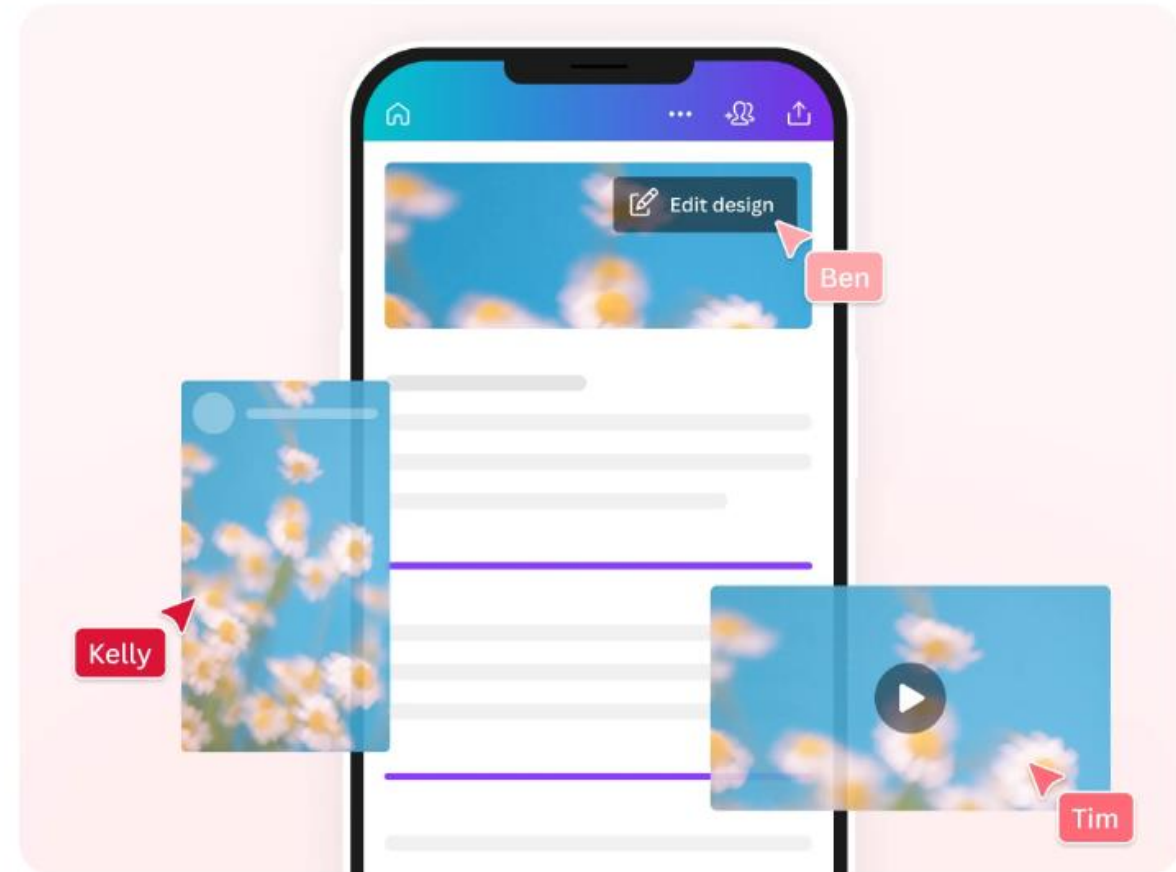
Everything in one place

No more jumping between apps – create and keep your documents in the same place as the rest of your content.

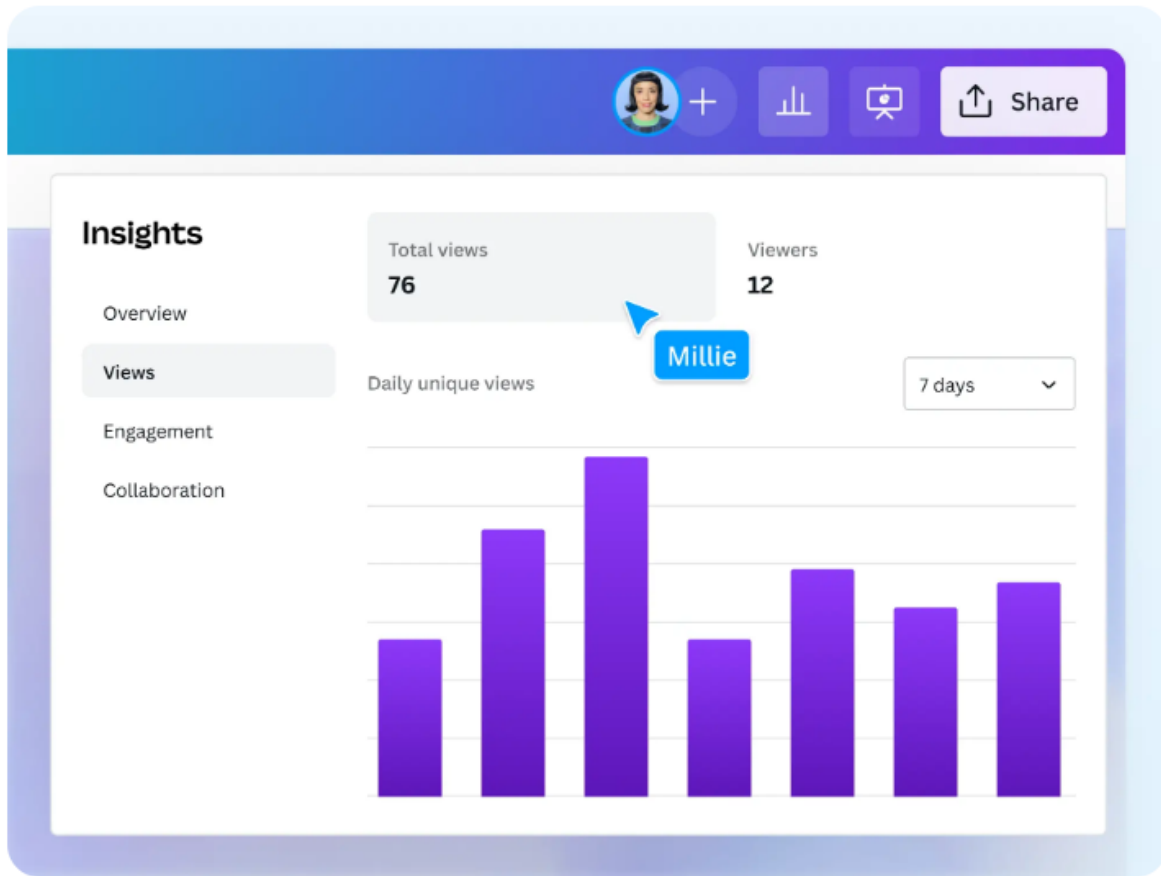


Do more with Canva apps

Add more color and fun to your Docs with Canva's apps. Add Bitmojis, Characters, Giphy, and more straight into your document from the Canva object panel.



Introducing Canva Docs



Share your work your way



Make it interactive

Share your Doc online, and your viewers can scroll through and interact with it – just like a website.



Track engagement with Insights

Built-in analytics shows how your audience interacts with your Doc. See who has viewed your Docs and when.



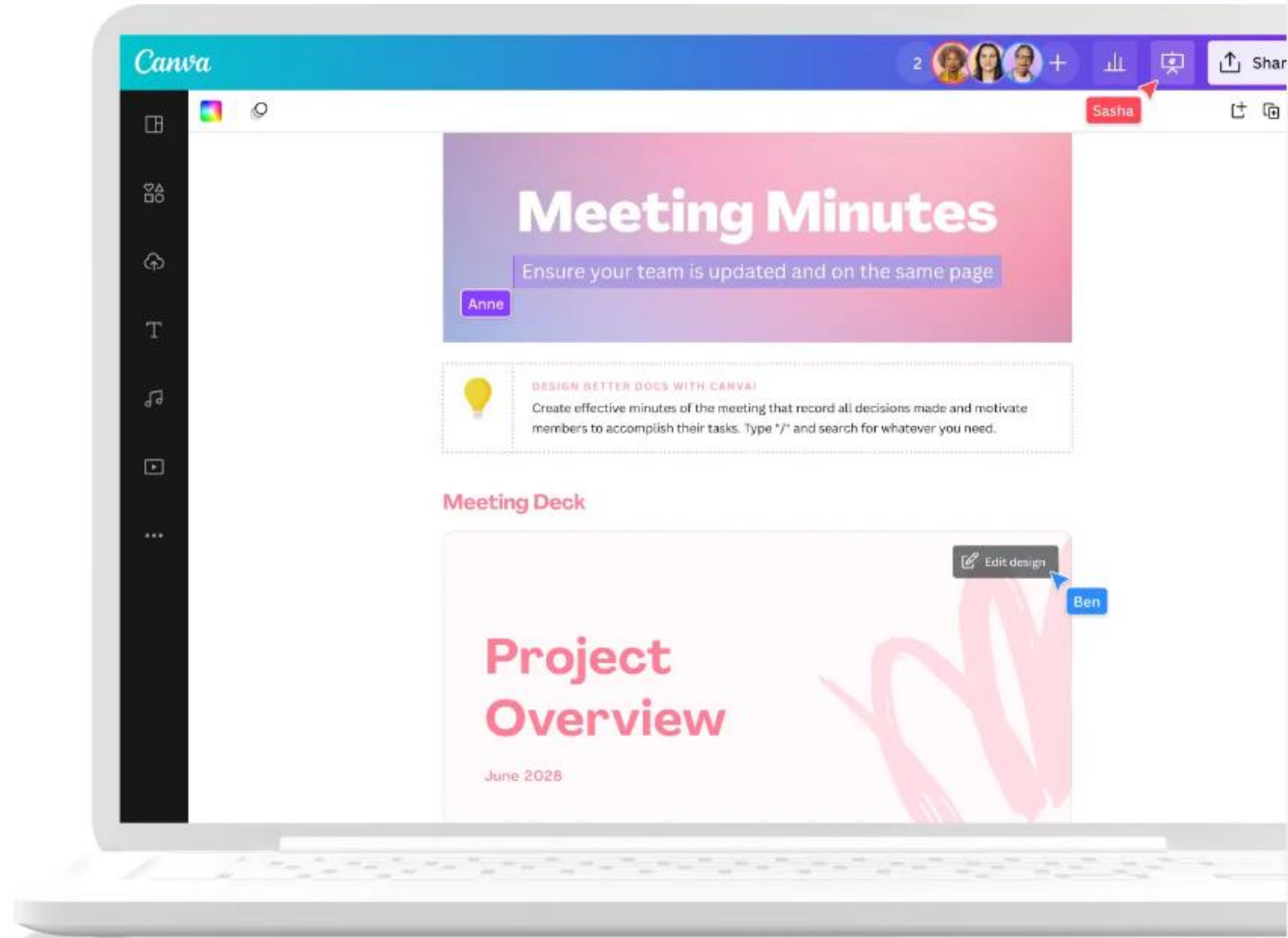
Turn Docs to Decks

Need to present a Doc? Easy! Turn your Canva Doc into a Canva presentation in moments. You'll always be a couple of clicks away from being ready for anything.

Canva Docs – Step by Step

How to edit documents using Canva Docs

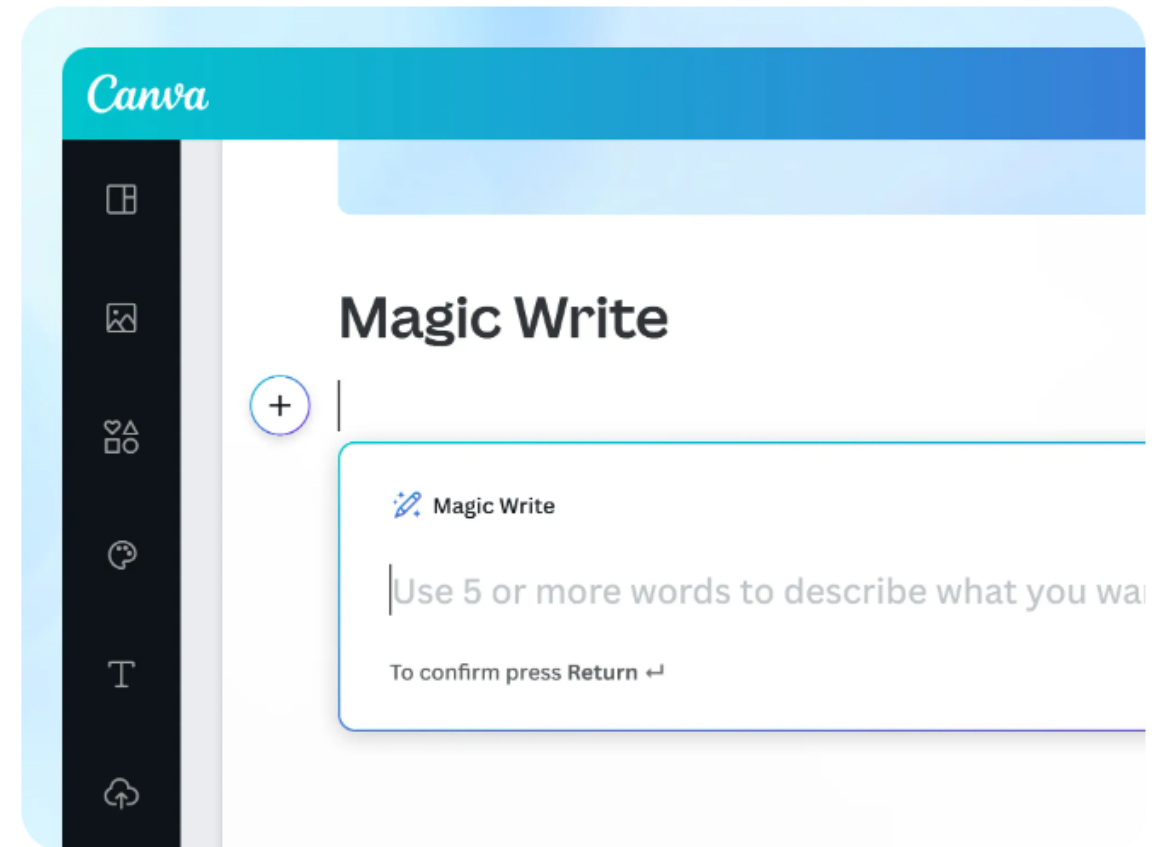
- 1 Open Canva on your browser, desktop app, or mobile device. Search for “Doc” to start your visual document project.
- 2 Click on the Docs tab on the homepage.
- 3 Choose from one of our professionally designed templates or start with a blank document.
- 4 Edit your document with our familiar text editing interface. Choose fonts, add emojis, images, videos, and graphs.
- 5 Collaborate with your team by setting permissions and sharing access to your Doc from the share menu.
- 6 Share a link to your Doc online. Or, convert your Doc into a presentation.



Canva Write – AI writer & text generator

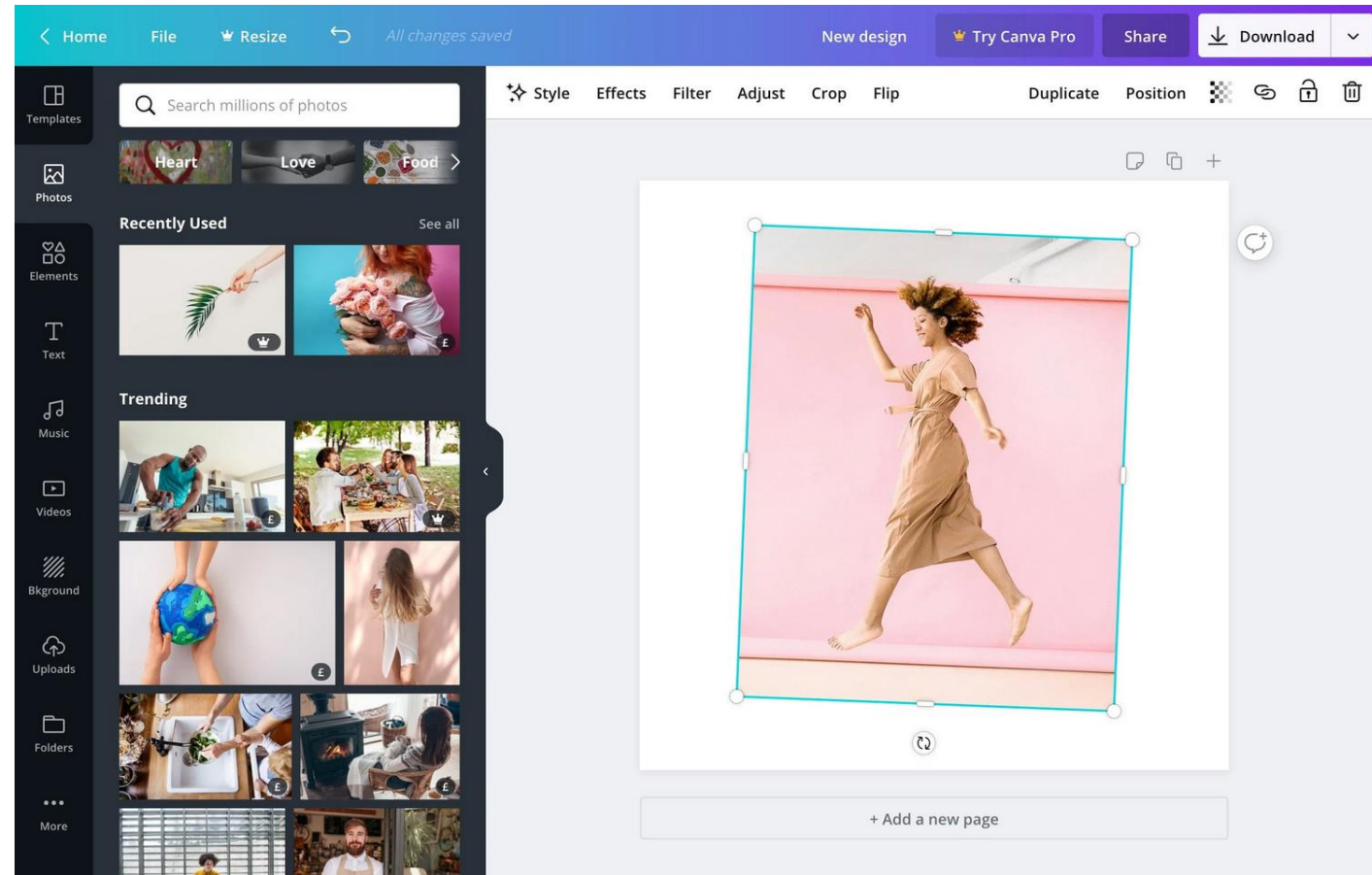
Kickstart your first draft with Magic Write

Create your first draft fast with [Magic Write](#), an AI-powered co-author on Canva Docs. Start with a simple prompt, and watch the magic happen. Magic Write can generate entire articles, blogs, and essays; brainstorm ideas for lists, outlines, and topics; expand on your ideas by generating social media plans, meeting agendas, or product descriptions. Then edit and tweak until you're done! Start using Magic Write for free today for up to 25 queries or access additional prompts with Canva Pro.




Design Collaborate Share

Launched in 2013,
Canva is an online design and publishing tool with a mission to empower everyone in the world to design anything and publish anywhere.




<https://www.canva.com>


Devices on Canva



Online Website
(<https://www.canva.com>)



Desktop App.
(OS: Window)



Mobile App.
(OS: Android, iOS)

Canva for Education

<https://www.canva.com/education/>

Inspiring teachers and
engaging students

Create and personalize lesson plans, infographics, posters, video, and more.
100% free for teachers and students at eligible schools.

Teachers


Get verified

Schools

Contact Us

Students

Resources



Let's get started

URL: <https://www.canva.com/>

