



Mahidol University
Faculty of Science

Stang Mongkolsuk Library
and Information Division

Training on Thesis Plagiarism Detection with



Stang Library Training

**Kanokporn Ngamsawangrungrot, Librarian
Stang Mongkolsuk Library & Information Division
10 April 2024**



Announcement
Faculty of Graduate Studies, Mahidol University
RE: Prevention of Plagiarism in the Thesis/Thematic Paper
B.E. 2556

The Faculty of Graduate Studies, Mahidol University has a strong policy towards the quality and reliability of graduate theses and thematic papers carried out in Mahidol University. The graduate students are required to have research ethics and refrain from any acts of plagiarism. They shall not copy the work of others without proper reference nor claim the work of others as their own. In this regard, the Faculty of Graduate Studies would like to set the objectives and procedures as follows.

1. Objectives

1.1 To encourage the students to produce an original thesis/thematic paper without violating any intellectual property rights

1.2 To instill research ethics into the students

2. Goal

The thesis/thematic paper by graduate students of Mahidol University shall be free of plagiarism i.e. no act of copying or claiming the work of others as their own.

3. Procedures

3.1 The Faculty of Graduate Studies and Mahidol University Library and Knowledge Center shall organize a training course on the use of "Turn-it-in" program to lecturers and students so they will be able to use this program to detect any acts of plagiarism.

3.2 Request for cooperation from lecturers when they give any assignments to emphasize that the students should not copy or claim the work of others as their own. The students will have to check their assignments with the "Turn-it-in" program and submit the "Turn-it-in" originality report along with the assignments.

3.3 Request for cooperation of the major advisors of thesis/thematic paper to ensure the quality and reliability of their student's research. They should encourage the students to conform to research ethics and request the students to submit the "Turn-it-in" originality report along with the draft of their thesis/thematic paper during the research period, the thesis/thematic paper defense examination and the submission of the complete thesis/thematic paper to the Faculty of Graduate Studies.

3.4 When the students submit their request for the thesis/thematic paper defense examination, they have to provide the major advisor with the "Turn-it-in" originality report no less than 15 days before the examination date.

3.5 The major advisors of thesis/thematic paper shall present the result of their consideration of the "Turn-it-in" originality report to the thesis/thematic paper examination committee on the examination date. The result of the "Turn-it-in" originality report consideration should not bear any influences on the result of the defense examination.

3.6 The major advisors of the thesis/thematic paper shall report the result of the "Turn-it-in" originality report consideration in the form GR 50 – "Turnitin Originality Report". The students shall then submit the GR 50 form to the Faculty of Graduate Studies along with their complete thesis/thematic paper.

The "Turn-it-in" originality report that the students and the major advisors of the thesis/thematic paper should consider and report in the form GR 50 must be the same as the one resulted from checking the complete thesis/thematic paper submitted to the Faculty of Graduate Studies.

The students are required to submit the form GR 50 – "Turnitin Originality Report" along with the complete thesis/thematic paper for the students who take the thesis/thematic paper defense examination on or after June 3, 2013.

Announced on February 14, 2013

B. Mahai

(Prof. Banchong Mahaisavariya)
M.D., Dip Thai Board of Orthopedics
Dean
Faculty of Graduate Studies
Mahidol University

Announcement

Faculty of Graduate Studies, Mahidol University

RE: Prevention of Plagiarism in the thesis/thematic Paper B.E.2556

3.6 The major advisors of the thesis/thematic paper shall report the result of the "Turn-it-in" originality report consideration in the form GR 50 – "Turnitin Originality Report". The students shall then submit the GR 50 form to the Faculty of Graduate Studies along with their complete thesis/thematic paper.

Source:

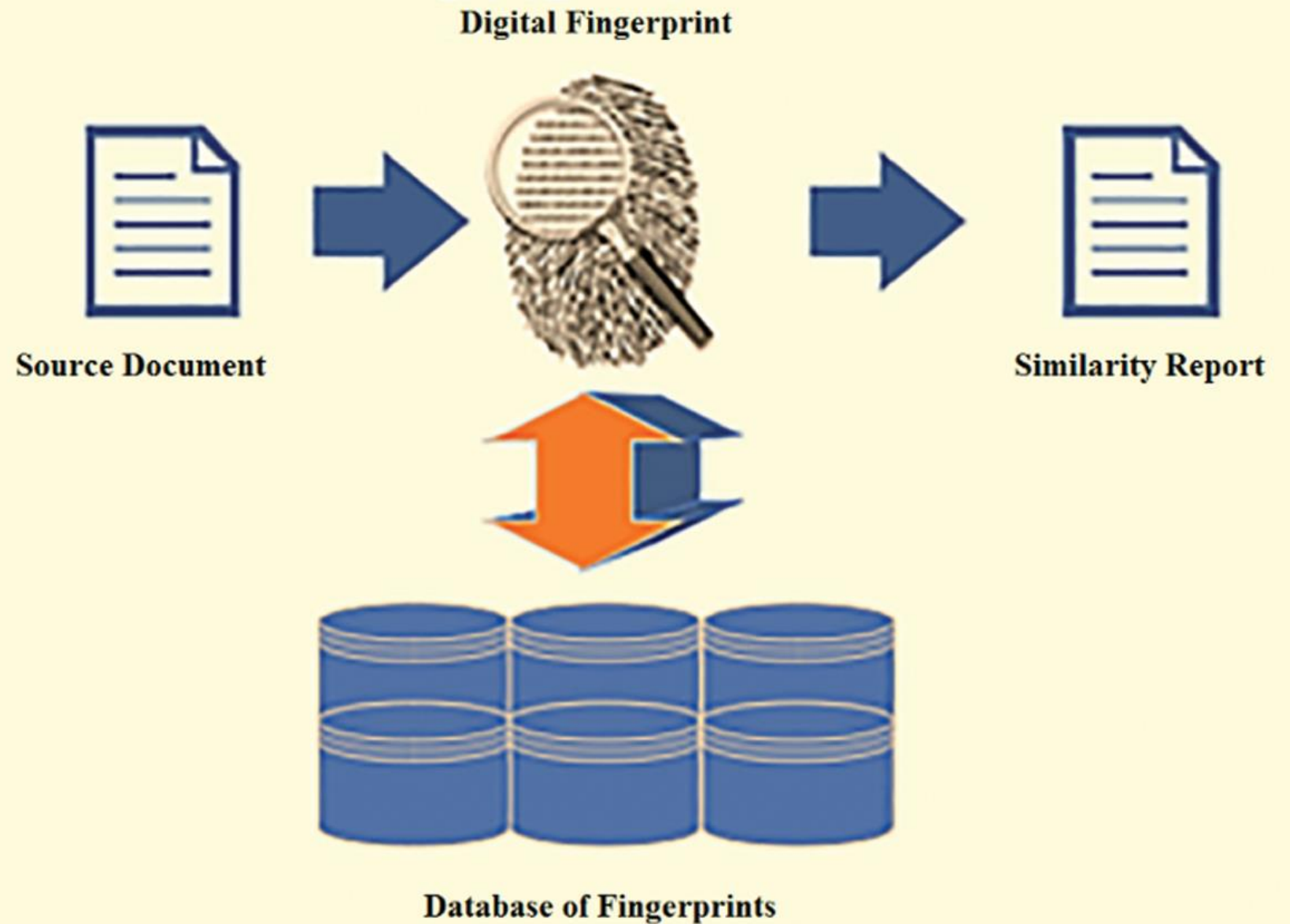
<https://graduate.mahidol.ac.th/download/current-student/pdf/ประกาศป้องกันวิทยานิพนธ์-En.pdf>

What is Turnitin?

- an Internet-based plagiarism detection service run by the American company Turnitin, LLC, a subsidiary of Advance Publications.
- Identify unoriginal content with an effective plagiarism detection solution.
- Manage potential academic misconduct by highlighting similarities to the world's largest collection of internet, academic, and student paper content.
- Mahidol University uses Turnitin as a standard plagiarism checker.



How Turnitin works




Kolhar, M., & Alameen, A. (2021). University Learning and Anti-Plagiarism Back-end Services.

Computers, Materials & Continua, 66(2), 1215–1226.

<https://doi.org/10.32604/cmc.2020.012658>

https://www.turnitin.com





Log in to Turnitin

Email address

Password


Log in

Or

 Sign in with Google  Log in with Clever

Forgot your password? [Click here.](#)
Need more help? [Click here.](#)

https://www.turnitinuk.com





Log in to Turnitin UK

Email address

Password

Log in

Or

 Sign in with Google  Log in with Clever


Forgot your password? [Click here.](#)
Need more help? [Click here.](#)

Turnitin Student Account

Request for an
active **Class**

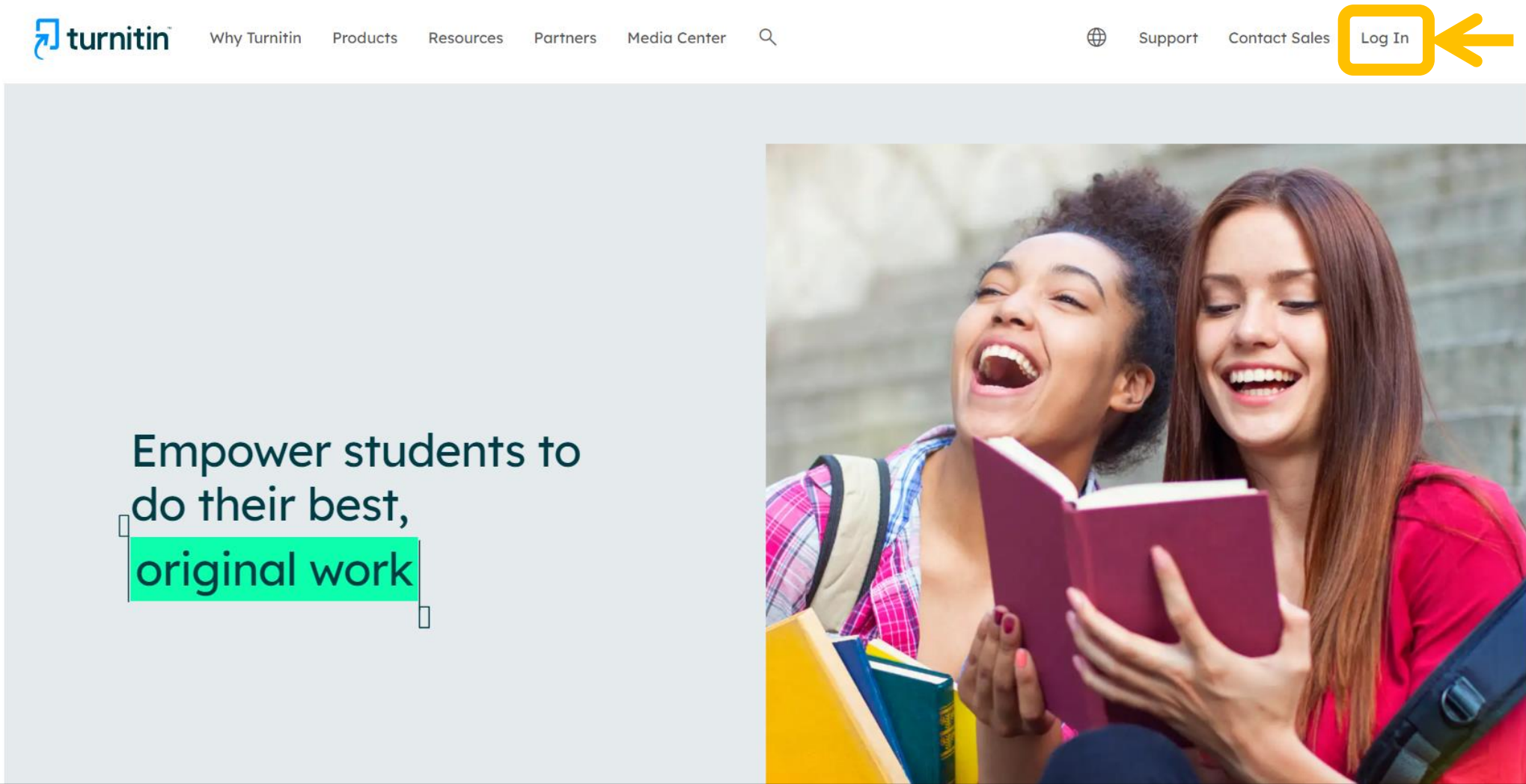
Get
Originality Report

Submit paper in
Assignment






Get started with Turnitin (1)

1. Go to <https://www.turnitin.com> , click **Log In**



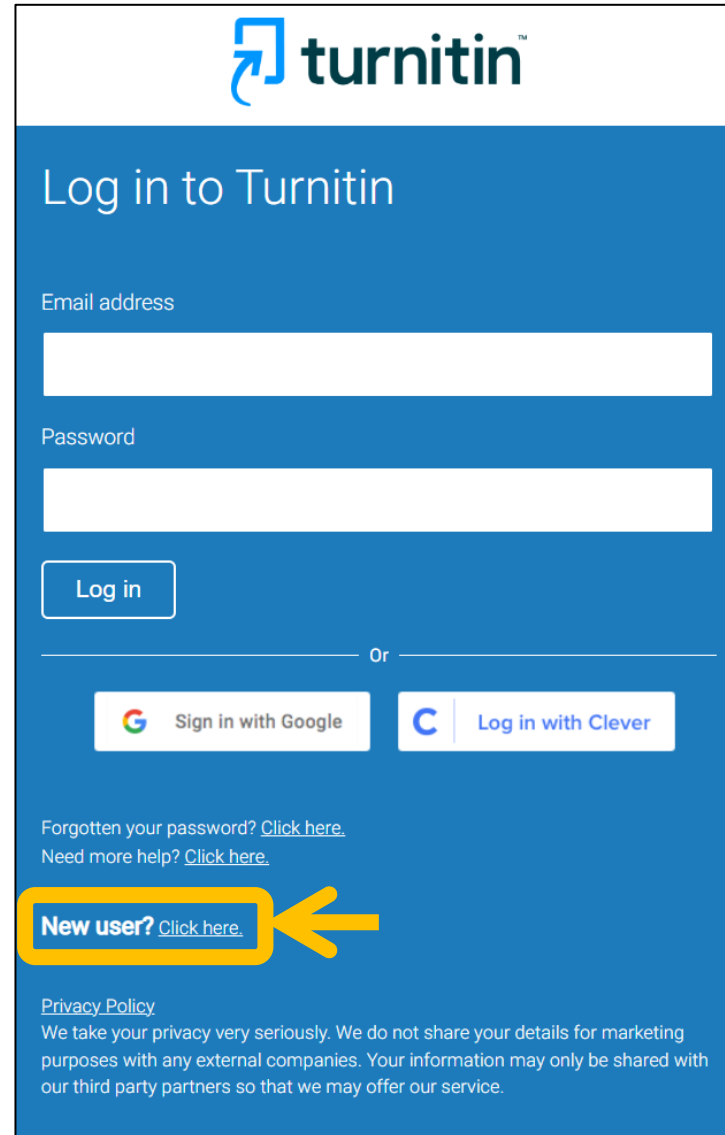
The screenshot shows the Turnitin website homepage. The navigation bar at the top includes the Turnitin logo, links for "Why Turnitin", "Products", "Resources", "Partners", and "Media Center", a search icon, a globe icon, "Support", "Contact Sales", and a "Log In" button. The "Log In" button is highlighted with a yellow box and a yellow arrow pointing to it from the right. Below the navigation bar is a large banner image of two young women laughing and looking at a book. To the left of the image, the text "Empower students to do their best, original work" is displayed, with "original work" highlighted in a green box.

turnitin™ Why Turnitin Products Resources Partners Media Center   Support Contact Sales **Log In** 

Empower students to do their best, original work

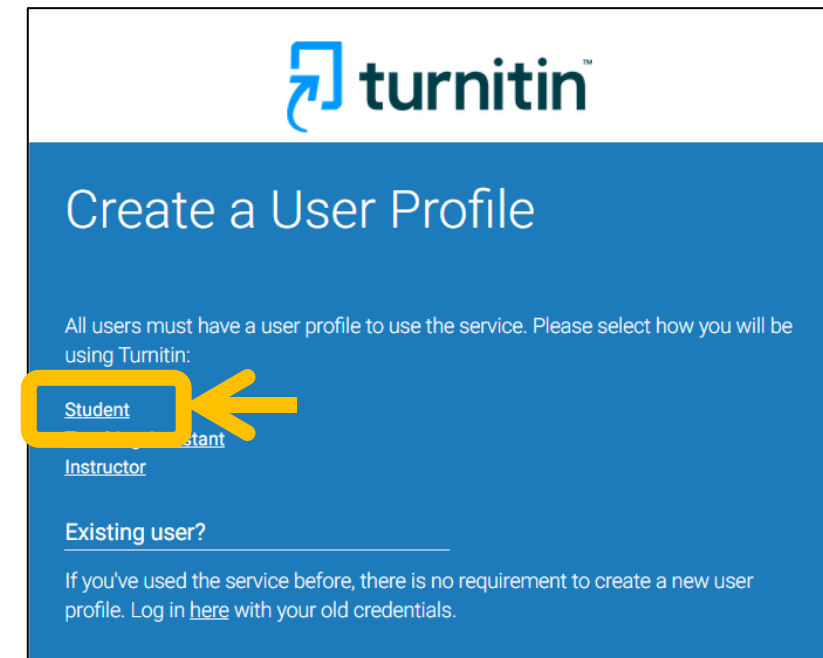
Get started with Turnitin (2)

2. For new user, click the link **New User?**



The image shows the Turnitin login page. At the top is the Turnitin logo. Below it is the heading "Log in to Turnitin". There are two input fields: "Email address" and "Password". Below the password field is a "Log in" button. Underneath, there is an "Or" separator and two buttons: "Sign in with Google" and "Log in with Clever". At the bottom, there are links for "Forgotten your password? Click here." and "Need more help? Click here.". A yellow box highlights the link "New user? Click here." with a yellow arrow pointing to it from the right.

3. Select user profile status as **Student**



The image shows the "Create a User Profile" page. At the top is the Turnitin logo. Below it is the heading "Create a User Profile". The text says: "All users must have a user profile to use the service. Please select how you will be using Turnitin:". There are three radio button options: "Student", "Assistant", and "Instructor". The "Student" option is selected and highlighted with a yellow box and a yellow arrow pointing to it from the right. Below this is the "Existing user?" section with a link "Log in here with your old credentials."

Get started with Turnitin (3)

4. Enter the active **Class ID** and **Enrollment key**

turnitin™

Create a New Student Profile

Class ID Information

All students must be enrolled in an active class. To enroll in a class, please enter the class ID number and class enrollment key that you were given by your instructor.

Please note that the key and pincode are case-sensitive. If you do not have this information, or the information you are entering appears to be incorrect, please contact your instructor.

Class ID

Class ID

Class enrollment key

Enrollment key

5. Fill your Information to complete creating your student profile.

User Information

Your first name

Your last name

Display names as

- First name (Space) Last name (example: John Smith)
- Last name (Space) First name (example: Smith John)
- Last name(No space)First name (example: SmithJohn)

Email address

Confirm email address

- ★ Please use MU email address
- name.sur@student.mahidol.ac.th
 - name.sur@student.mahidol.edu

Password and Security

Please keep in mind that your password is case sensitive (for example, paSS1234 would be different than pass1234) and must be at least 8 characters long.

Enter your password

Confirm your password

Next, please enter a secret question and answer combination. You will be asked for this combination if you ever forget your password and need to reset it.

Secret question

Please select a secret question.

Question answer

User Agreement

Please read our user agreement below. Select "I agree" to complete your user profile.

Turnitin End-User License Agreement

*Users who are not in the European Union refer to [Section A only](#).

**Users in the European Union refer to [Section B](#).

I'm not a robot

reCAPTCHA
Privacy • Terms

I Agree – Create Profile I Disagree – Cancel Profile

Student Homepage

Kanokporn Ngamsawangrungrat | User Info | Messages | Student ▼ | English ▼ | ? Help | Logout



All Classes

Enroll in a Class

What is Plagiarism?

Citation Help

NOW VIEWING: HOME

About this page

This is your student homepage. The homepage shows the classes you are enrolled in. To enroll in a new class, click the enroll in a class button. Click a class name to open your class homepage for the class. From your homepage, you can submit a paper. For more information on how to submit, please see our [help page](#).

Mahidol University: Faculty of Science, Mahidol University

Class ID	Class name	Instructor	Status	Start Date	End Date	Drop class
43359631	Workshop for Stang Library Training	Kanokporn Ngamsawangrungrat	Active	03-Apr-2024	11-Apr-2024	

Select an active Class name

Class Homepage

Kanokporn Ngamsawangrungrot

User Info

Messages

Student ▾

English ▾

Help

Logout



Class Portfolio

My Grades

Discussion

Calendar

NOW VIEWING: HOME

WORKSHOP FOR STANG LIBRARY TRAINING

Class Homepage

This is your Class Homepage. To access more information about the assignment, click the "Open" button.

Assignment Inbox: Workshop for Stang Library Training

Assignment Title	Dates	
Plagiarism Check-1	Start	04-Apr-2024 2:20PM
	Due	11-Apr-2024 11:59PM
	Post	11-Apr-2024 11:59PM
Plagiarism Check-2	Start	04-Apr-2024 2:23PM
	Due	11-Apr-2024 11:59PM
	Post	11-Apr-2024 11:59PM

Select an assignment, click **Open**

Open

Open

About assignment from Stang Library

Kanokporn Ngamsawangrungrat

User Info

Messages

Student ▾

English ▾

Help

Logout

- The assignments will **not store** your submitted document to any repository. It will only process the paper to perform the initial similarity check.
- Each assignment can submit file an unlimited number of times until the class expires.
- The 1st submission and 3 resubmissions, the Similarity Report will generate immediately.
- After 3 resubmissions, you'll have to wait 24 hours before a new Similarity Report can be generated.

Assignment Title

Dates

Plagiarism Check-1	Start	04-Apr-2024	2:20PM
	Due	11-Apr-2024	11:59PM
	Post	11-Apr-2024	11:59PM
Plagiarism Check-2	Start	04-Apr-2024	2:23PM
	Due	11-Apr-2024	11:59PM
	Post	11-Apr-2024	11:59PM

Open

Open

Assignment Dashboard

Kanokporn Ngamsawangrungsrot | Messages | Student ▾ | English ▾ | Community | ? Help | Logout



Class Portfolio

My Grades

Discussion

Calendar

NOW VIEWING: HOME > WORKSHOP FOR STANG LIBRARY TRAINING > PLAGIARISM CHECK-1

About this page

This is your assignment dashboard. You can upload submissions for your assignment, view any grades and similarity reports that have been made available.

> Plagiarism Check-1 ?

Upload Submission

Plagiarism Check-1 ?

Instructions

No special instructions.

Start Date

04 Apr 2024 14:20

Due Date

11 Apr 2024 23:59

Feedback Release Date

11 Apr 2024 23:59

Max Points

100

Additional Settings

- ✓ Similarity reports are available immediately after submission.
- ✓ Resubmissions are allowed
- ✗ Late submissions are not allowed

How to submit paper

Kanokporn Ngamsawangrungrot | Messages | Student ▼ | English ▼ | Community | ? Help | Logout



Class Portfolio

My Grades

Discussion

Calendar

NOW VIEWING: HOME > WORKSHOP FOR STANG LIBRARY TRAINING > PLAGIARISM CHECK-1

About this page

This is your assignment dashboard. You can upload submissions for your assignment from here. When a submission has been processed you will be able to download a digital receipt, view any grades and similarity reports that have been made available by your instructor.

> Plagiarism Check-1 ?

Upload Submission

Click **Upload Submission** to start uploading file

Step 1 Upload

Submit File



Upload

Review

Complete

Upload Submission

Text Input

Cloud Submission

Google Drive™

OneDrive™

Dropbox™

Drag and drop or select a file from your device.

Submission Title

Introduction Manuscript

1. Enter a submission title

Submission File ?

Choose File

Manuscript.docx

2. Choose file from your computer

3. Click Upload and Review

Upload and Review

Requirements for file upload

- File must be less than 100 MB
- File must have at least 20 words of text
- Maximum paper length is 800 pages
- Supported File types: Text, MS Word, MS PowerPoint, PostScript, PDF, RTF, HTML, WordPerfect, Hangul, OpenOffice, Excel

Step 2 Review

Submit File



Upload

Review

Complete



1. Review content before submit

Title

Introduction Manuscript

File Size

23.68 KiB

Word Count

228

Exploring the Eligible Course Contents from MOOCs for Librarian Professional Development

ABSTRACT

The study explored four popular Massive Open Online Course (MOOC) platforms - Coursera, EdX, Udacity, and FutureLearn - to find courses suitable for librarian professional development. A content analysis approach was used to analyze course descriptions and syllabi.

The findings revealed that there were a total of 861 courses on Coursera, 336 on EdX, 48 on Udacity, and 98 on FutureLearn. Only three courses were directly related to the role of librarians, offered by Coursera and EdX. These courses covered topics like copyright, metadata organization, and library advocacy.

Additionally, there were 14 courses relevant to information technology and educational technology skills, and 28 courses suitable for improving generic skills applicable to librarians.

However, it was noted that Udacity and FutureLearn did not offer any library science courses. Most of their courses focused on general information technology, such as communication skills, e-learning, etc. This limitation implies that librarians may need to rely on other institutions to acquire core library science knowledge.

The study suggests that there should be new opportunities or approaches for

Page 1 of 1



Preview Submission

Cancel Submission

Submit to Turnitin

2. If the content is ready, click **Submit to Turnitin**

Step 3 Complete

Submit File



Upload

Review






Complete



Submission Complete!

Similarity Score Ranges

The color of the report icon indicates the similarity score of the paper, based on the amount of matching or similar text that was uncovered. The percentage range is 0% to 100%. The possible similarity ranges are:

Blue		No matching text
Green		One word to 24% matching text
Yellow		25-49% matching text
Orange		50-74% matching text
Red		75-100% matching text

Similarity Result

Kanokporn Ngamsawangrungrot | Messages | Student ▾ | English ▾ | Community | ? Help | Logout



Class Portfolio

My Grades

Discussion





Calendar

NOW VIEWING: HOME > WORKSHOP FOR STANG LIBRARY TRAINING > PLAGIARISM CHECK-1

About this page

This is your assignment dashboard. You can upload submissions for your assignment from here. When a submission has been processed you will be able to download a digital receipt, view any grades and similarity reports that have been made available by your instructor.

> Plagiarism Check-1 ?

Paper Title	Uploaded	Grade	Similarity	
Introduction Manuscript	04 Apr 2024 15:37	--	 7%	  

Click to view the Similarity Report

Similarity Report

1 Exploring the Eligible Course Contents from MOOCs for Librarian Professional Development

ABSTRACT

The study explored four popular Massive Open Online Course (MOOC) platforms - Coursera, EdX, Udacity, and FutureLearn - to find courses suitable for librarian professional development. A content analysis approach was used to analyze course descriptions and syllabi.

The findings revealed that there were a total of 861 courses on Coursera, 336 on EdX, 48 on Udacity, and 98 on FutureLearn. Only three courses were directly related to the role of librarians, offered by Coursera and EdX. These courses covered topics like copyright, metadata organization, and library advocacy.

Additionally, there were 14 courses relevant to information technology and educational technology skills, and 28 courses suitable for improving generic skills applicable to librarians.



Match Overview

All Sources

Download Similarity Report

Match Overview

1 Exploring the Eligible Course Contents from MOOCs for Librarian Professional Development

ABSTRACT

The study explored four popular Massive Open Online Course (MOOC) platforms - Coursera, EdX, Udacity, and FutureLearn - to find courses suitable for librarian professional development. A content analysis approach was used to analyze course descriptions and syllabi.

The findings revealed that there were a total of 861 courses on Coursera, 336 on EdX, 48 on Udacity, and 98 on FutureLearn. Only three courses were directly related to the role of librarians, offered by Coursera and EdX. These courses covered topics like copyright, metadata organization, and library advocacy.

Additionally, there were 14 courses relevant to information technology and educational technology skills, and 28 courses suitable for improving generic skills applicable to librarians.

However, it was noted that Udacity and FutureLearn did not offer any library science courses. Most of their courses focused on generic skills improvement and information technology, such as communication skills, e-learning, and digital cultures. This limitation implies that librarians may need to rely on traditional educational institutions to acquire core library science knowledge.

The study suggests that there should be new opportunities or approaches for future learning in library science, utilizing MOOCs because they offer free access to courses and flexible learning anytime and anywhere. This can enable librarians to enhance their knowledge and skills throughout their careers.

Match Overview

7%

< >

1 docplayer.net 7% >

Internet Source

- 
- 
- 
- 
- 
- 
- 
- 

All Sources

Exploring the Eligible Course Contents from MOOCs for Librarian Professional Development

ABSTRACT

The study explored four popular Massive Open Online Course (MOOC) platforms - Coursera, EdX, Udacity, and FutureLearn - to find courses suitable for librarian professional development. A content analysis approach was used to analyze course descriptions and syllabi.

The findings revealed that there were a total of 861 courses on Coursera, 336 on EdX, 48 on Udacity, and 98 on FutureLearn. Only three courses were directly related to the role of librarians, offered by Coursera and EdX. These courses covered topics like copyright, metadata organization, and library advocacy. Additionally, there were 14 courses relevant to information technology and educational technology skills, and 28 courses suitable for improving generic skills applicable to librarians.

However, it was noted that Udacity and FutureLearn did not offer any library science courses. Most of their courses focused on generic skills improvement and information technology, such as communication skills, e-learning, and digital cultures. This limitation implies that librarians may need to rely on traditional educational institutions to acquire core library science knowledge.

The study suggests that there should be new opportunities or approaches for future learning in library science, utilizing MOOCs because they offer free access to courses and flexible learning anytime and anywhere. This can enable librarians to enhance their knowledge and skills throughout their careers.



All Sources		×
Match 1 of 1		
• docplayer.net	Internet Source - 9 urls	7%
• wing.comp.nus.edu.sg	Internet Source	4%
• www.researchgate.net	Internet Source - 3 urls	4%
• www.grafiati.com	Internet Source	4%
• www.ametuniv.ac.in	Internet Source	4%
• www.allresearchjournal...	Internet Source	4%
• www.medicaltechnolog...	Internet Source	4%
• oecd-opsi.org	Internet Source	4%
• dokumen.pub	Internet Source	4%
• ctlo.caltech.edu		4%

Download Similarity Report

The screenshot shows the Feedback Studio interface. At the top left is the 'feedback studio' logo. The user's name 'Kanokporn Ngamsawangrungrot' and the document title 'Introduction Manuscript' are displayed at the top. A 'Match Overview' panel on the right shows a 7% similarity score and a list of matches, including 'docplayer.net Internet Source' with a 7% match. A 'Download' menu is open over the document text, listing 'Current View', 'Digital Receipt', and 'Originally Submitted File'. A yellow callout box points to the 'Current View' option with the text '2. Click at Current View to start download Similarity Report'. Another yellow callout box points to a download icon in the right sidebar with the text '1. Click at download icon'. The document text includes an abstract and several paragraphs of text.

feedback studio Kanokporn Ngamsawangrungrot Introduction Manuscript

Match Overview

7%

1 docplayer.net Internet Source 7%

Download

- Current View
- Digital Receipt
- Originally Submitted File

2. Click at **Current View** to start download Similarity Report

1. Click at download icon

ABSTRACT

Exploring the Eligible Course Contents from MOOCs for Librarian Professional Development

The findings revealed that there were a total on EdX, 48 on Udacity, and 98 on FutureLearn. Only to the role of librarians, offered by Coursera and Ec like copyright, metadata organization, and library ad Additionally, there were 14 courses relevant to inform technology skills, and 28 courses suitable for improving generic skills applicable to librarians.

However, it was noted that Udacity and FutureLearn did not offer any library science courses. Most of their courses focused on generic skills improvement and information technology, such as communication skills, e-learning, and digital cultures. This limitation implies that librarians may need to rely on traditional educational institutions to acquire core library science knowledge.

The study suggests that there should be new opportunities or approaches for future learning in library science, utilizing MOOCs because they offer free access to courses and flexible learning anytime and anywhere. This can enable librarians to enhance their knowledge and skills throughout their careers.

Page: 1 of 1 Word Count: 228 Text-Only Report High Resolution On

Similarity Report File

Introduction Manuscript

by Kanokporn Ngamsawangrungrat

Submission date: 04-Apr-2024 03:37PM (UTC+0700)

Submission ID: 2339661962

File name: Manuscript.docx (23.68K)

Word count: 228

Character count: 1377

1 Exploring the Eligible Course Contents from MOOCs for Librarian Professional Development

ABSTRACT

The study explored four popular Massive Open Online Course (MOOC) platforms - Coursera, EdX, Udacity, and FutureLearn - to find courses suitable for librarian professional development. A content analysis approach was used to analyze course descriptions and syllabi.

The findings revealed that there were a total of 861 courses on Coursera, 336 on EdX, 48 on Udacity, and 98 on FutureLearn. Only three courses were directly related to the role of librarians, offered by Coursera and EdX. These courses covered topics like copyright, metadata organization, and library advocacy.

Additionally, there were 14 courses relevant to information technology and educational technology skills, and 28 courses suitable for improving generic skills applicable to librarians.

However, it was noted that Udacity and FutureLearn did not offer any library science courses. Most of their courses focused on generic skills improvement and information technology, such as communication skills, e-learning, and digital cultures. This limitation implies that librarians may need to rely on traditional educational institutions to acquire core library science knowledge.

The study suggests that there should be new opportunities or approaches for future learning in library science, utilizing MOOCs because they offer free access to courses and flexible learning anytime and anywhere. This can enable librarians to enhance their knowledge and skills throughout their careers.

Keywords: MOOCs, Librarians, Professional Development

Introduction Manuscript

ORIGINALITY REPORT

7%	7%	0%	0%
SIMILARITY INDEX	INTERNET SOURCES	PUBLICATIONS	STUDENT PAPERS

PRIMARY SOURCES

1	docplayer.net Internet Source	7%
---	----------------------------------	----

Exclude quotes Off

Exclude matches Off

Exclude bibliography On

GR.50 Turnitin Originality Report
(Please submit GR.50 and Completed thesis/thematic paper at the same time)

I am Mr./Mrs./Miss/Rank

Student I.D number

Program Master's degree in

Doctorate degree in

Fac./Institute/College

Thesis title Thematic paper title

enclosed Turnitin Originality Report, which checked completed thesis/thematic paper
(submit only the first page of Turnitin Report which shows Similarity Index and Similarity by
source)

Signature.....

(Mr./Mrs./Miss/Rank.....)

Date

Comment on Similarity Index

.....
.....
.....
.....

Major advisor's signature.....

(Lect./Asst.Prof./Assoc.Prof./Prof.)

Date

GR.50 Turnitin Originality Report

enclosed Turnitin Originality Report, which checked completed thesis/thematic paper
(submit only the first page of Turnitin Report which shows Similarity Index and Similarity by
source)

Resubmission



Class Portfolio

My Grades

NOW VIEWING: HOME > WORKSHOP FOR

About this page

This is your assignment dashboard. You can view any receipt, view any grades and similarity reports.

> Plagiarism Check-1



Confirm Resubmission

Resubmissions are allowed for this assignment until the due date passes. All marks and comments associated with this submission will be deleted if it is resubmitted.

Cancel

Confirm

2. Click **Confirm**, then start uploading file

Paper Title

Uploaded

Grade

Similarity

Introduction Manuscript

04 Apr 2024 15:37

--

7%



1. Click to resubmission

How to request Turnitin account or class (1)

(*for Students of Faculty of science, Mahidol University only)

1. Go to Stang Library website at <https://stang.sc.mahidol.ac.th/en/index.php> then click **Turnitin Account Request Form for MUSC**

The screenshot displays the Stang Library website interface, organized into three main columns: News & Events, E-Services, and E-Resources.

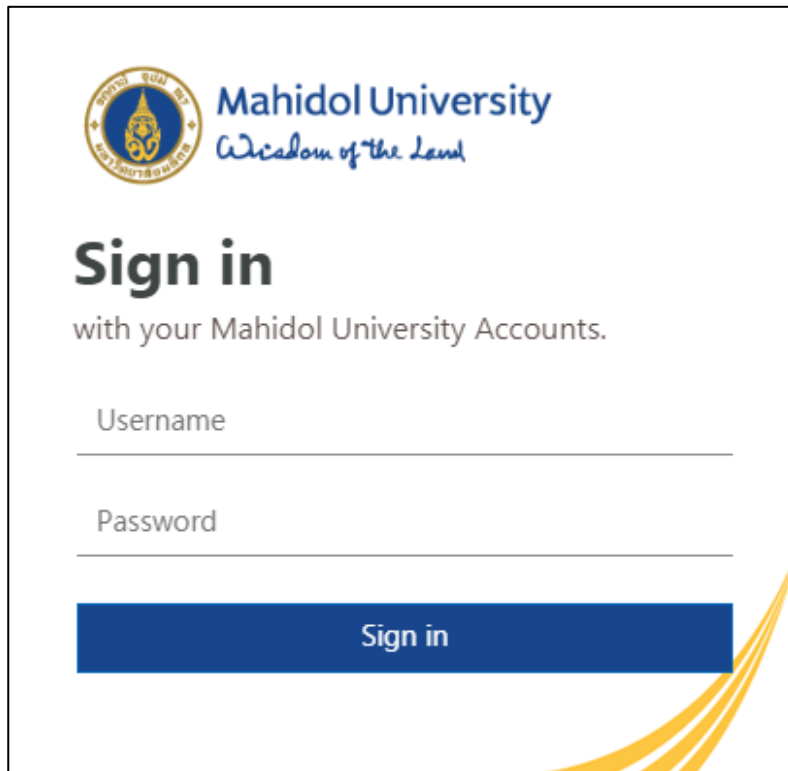
- News & Events:** Contains three news items:
 - 10 Apr:** Stang Training: The 3rd Training on Thesis Plagiarism Detection with Turnitin for Students (Training in English). Includes a [Register](#) link.
 - 12-16 Apr:** Library will be closed on Songkran Festival and Additional Special Holidays. We apologize for any inconvenience.
 - 17 Apr:** Stang Training: ScienceDirect, Springer and Wiley (Training in Thai). Includes a [Register](#) link.
- E-Services:** Contains four service tiles:
 - bio RENDER:** A blue tile with a DNA helix and laboratory icons.
 - turnitin Account Request Form for MUSC:** A grey tile with a yellow border and a yellow arrow pointing to it from the right. It features a computer monitor icon and the Turnitin logo.
 - CAS SciFinderⁿ:** A blue tile with a yellow and blue dot pattern, advertising New User Registration.
 - Electronic Information Service:** A teal tile with an icon of people working at computers, advertising the Thai Electronic Information Service.
- E-Resources:** Contains three resource tiles:
 - E-Journals:** A purple tile with a smartphone icon, advertising Thai Electronic Journals.
 - E-Books:** A brown tile with a bookshelf icon, advertising Thai Electronic Books.
 - E-Databases:** A pink tile with a laptop icon, advertising Thai Electronic Databases.

At the bottom left of the News & Events section, there is a link for [News \(Archive\)](#).

How to request Turnitin account or class (2)

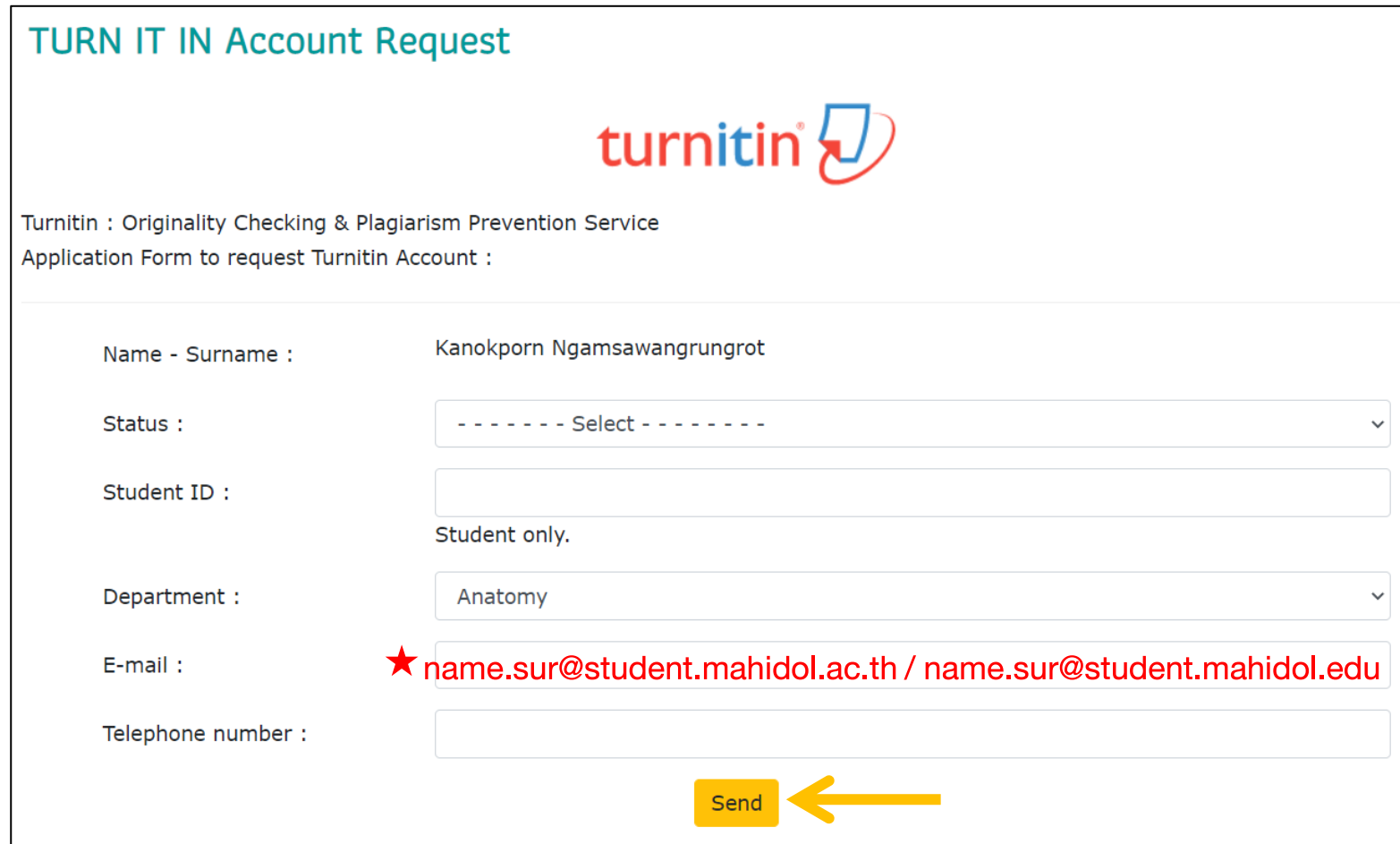
(*for Students of Faculty of science, Mahidol University only)

2. Sign in with MU email address



The image shows the Mahidol University sign-in page. At the top left is the Mahidol University logo and the text "Mahidol University Wisdom of the Land". Below this is the heading "Sign in" followed by the instruction "with your Mahidol University Accounts.". There are two input fields: "Username" and "Password". A blue "Sign in" button is located at the bottom of the form.

3. Fill your information, then click **Send**. (You will receive an email from Turnitin within 24 hours, then follow the instructions provided)



The image shows the Turnitin Account Request form. At the top is the heading "TURN IT IN Account Request" and the Turnitin logo. Below the logo is the text "Turnitin : Originality Checking & Plagiarism Prevention Service" and "Application Form to request Turnitin Account :". The form contains several fields: "Name - Surname" with the value "Kanokporn Ngamsawangrungrot"; "Status" with a dropdown menu showing "----- Select -----"; "Student ID" with an empty text box and the note "Student only."; "Department" with a dropdown menu showing "Anatomy"; "E-mail" with a red star icon and the text "name.sur@student.mahidol.ac.th / name.sur@student.mahidol.edu"; and "Telephone number" with an empty text box. At the bottom right is a yellow "Send" button with a yellow arrow pointing to it from the right.

How to request Turnitin account or class (1)

(for Students of Mahidol University)

1. Go to Central Library's Turnitin Request Form at <https://www.li.mahidol.ac.th/account-turnitin/>



มหาวิทยาลัยมหิดล
หอสมุดและคลังความรู้

English



e-Resource ▾

Research Support ▾

บริการห้องสมุด ▾

คลังความรู้อื่นๆ ▾

เกี่ยวกับหอสมุดฯ ▾

แบบฟอร์มลงทะเบียนใช้งาน โปรแกรม Turnitin



Turnitin คือ เว็บแอปพลิเคชันที่ใช้ตรวจสอบการคัดลอกบทความวิชาการ สำหรับนักศึกษา อาจารย์ และบุคลากรของมหาวิทยาลัยมหิดล
บริการสำหรับนักศึกษา: ขอลงทะเบียนใน Class ที่หอสมุดกลางให้บริการ ในการตรวจสอบการซ้ำงานวิจัยของตนเอง บริการสำหรับอาจารย์
และบุคลากร: ทั้งขอลงทะเบียนใน Class ที่หอสมุดกลางให้บริการ และขอใช้งานในฐานะ Instructor เพื่อใช้ในการเรียนการสอนในมหาวิทยาลัย
มหิดล

Turnitin is a plagiarism checker, which Mahidol University provide for Mahidol students, lecturers and staff. Please fill out and submit the registration form below.

How to request Turnitin account or class (2)

(for Students of Mahidol University)

2. Fill your information then click submit. (You will receive an email from Turnitin within 24 hours, then follow the instructions provided)

แบบฟอร์มลงทะเบียนใช้งานTurnitin

Step 1 of 2

50%

*คำชี้แจง: หอสมุดและคลังความรู้ จะทำการเก็บข้อมูลส่วนบุคคลของผู้ลงทะเบียน ได้แก่ ชื่อ-สกุล สถานภาพ รัศมีนักศึกษา สังกัด อีเมล และหมายเลขโทรศัพท์ โดยมีวัตถุประสงค์เพื่อใช้ประกอบการสมัครเข้าใช้งานโปรแกรม Turnitin ที่หอสมุดและคลังความรู้ เป็นผู้ให้บริการ และเพื่อติดต่อผู้ใช้บริการกรณีที่มีปัญหาการลงทะเบียนใช้งาน Turnitin

* หอสมุดและคลังความรู้ จะดำเนินการจัดเก็บข้อมูลส่วนบุคคลของท่านเท่าที่จำเป็นต่อการดำเนินงาน ภายใต้นโยบายคุ้มครองความเป็นส่วนตัว หอสมุดและคลังความรู้ รวมถึงตามกฎหมายที่เกี่ยวข้อง และประมวลผลข้อมูลส่วนบุคคลของท่าน เพื่อดำเนินการตามวัตถุประสงค์ของหอสมุดและคลังความรู้ ขอให้ท่านโปรดศึกษารายละเอียดที่พบ ข้อมูลส่วนบุคคล , ประกาศ นโยบายฯ มหาวิทยาลัย , ประกาศนโยบายฯ หอสมุด

Note: This Turnitin Request Form will collect personal information of users such as name-surname, email address, status, affiliation, student id, telephone number. The purpose is to enroll users into Turnitin class provided by Mahidol University Library and Knowledge Center and contact users when the problem of registering Turnitin program occurs.

Note: Mahidol University Library and Knowledge Center will collect your personal data as needed according to the privacy policy of Mahidol University Library and Knowledge Center and laws related. We will process your personal data for the purposes of Mahidol University Library and Knowledge Center. Please learn more details at Personal Data Protection Act Policy Announcement of Mahidol University Policy Announcement of Mahidol University Library and Knowledge Center

ความยินยอมในการให้ข้อมูลส่วนบุคคล | Consent to the provision of personal data *

ยอมรับ | I accept

Next

แบบฟอร์มลงทะเบียนใช้งานTurnitin

Step 2 of 2

100%

ชื่อ - นามสกุล (ภาษาอังกฤษ) / Name - Surname *

0 of 250 max characters

สถานภาพ / Status *

[Select One]

รหัสนักศึกษา / Student ID number

คณะ / สถาบัน / วิทยาลัย / Faculty / Institution *

[Select One]

MU Webmail Account *

นักศึกษา [Student] name.sur@student.mahidol.ac.th

อาจารย์และบุคลากร [Faculty&Staff] name.sur@mahidol.ac.th หรือ name.sur@mahidol.edu

หมายเลขโทรศัพท์ที่สามารถติดต่อได้ / Phone number *

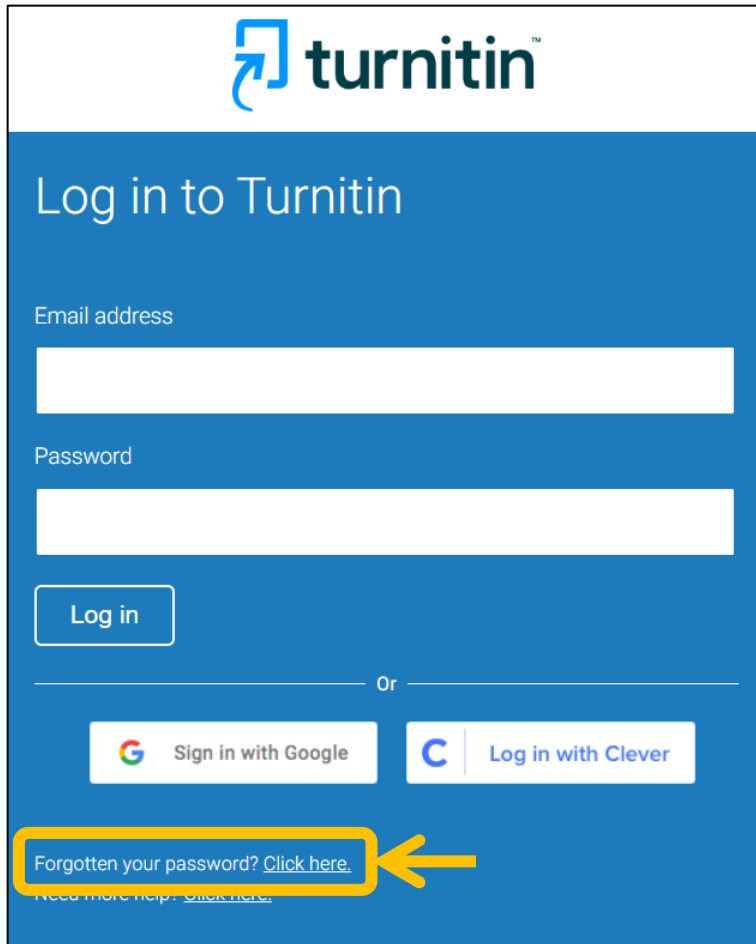
Previous

Submit

How to reset your password (1)

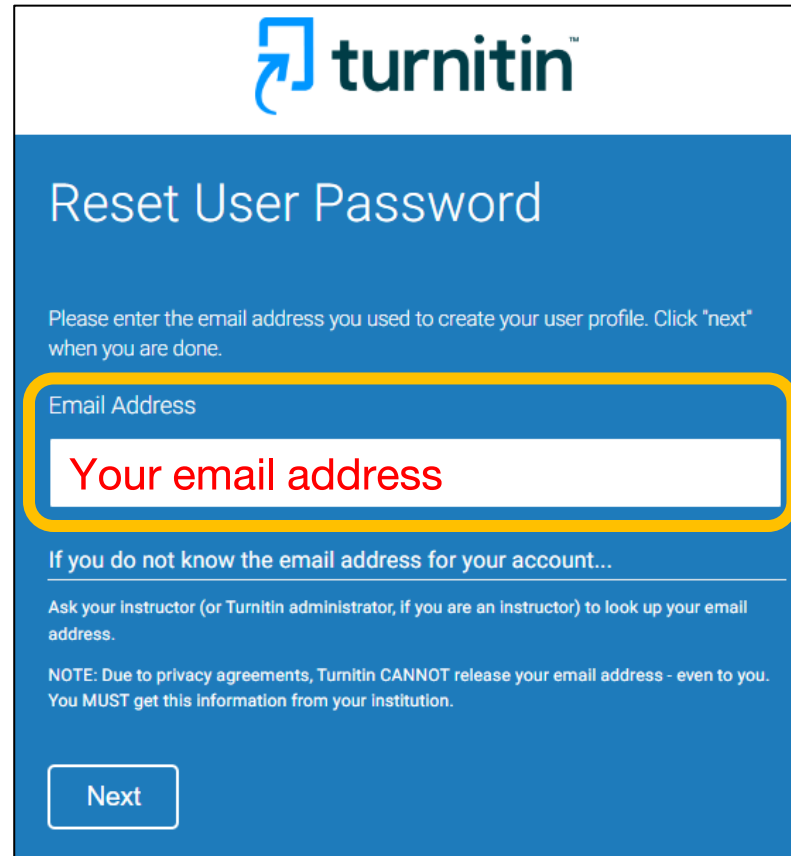
1. Click the link

Forgotten your password?



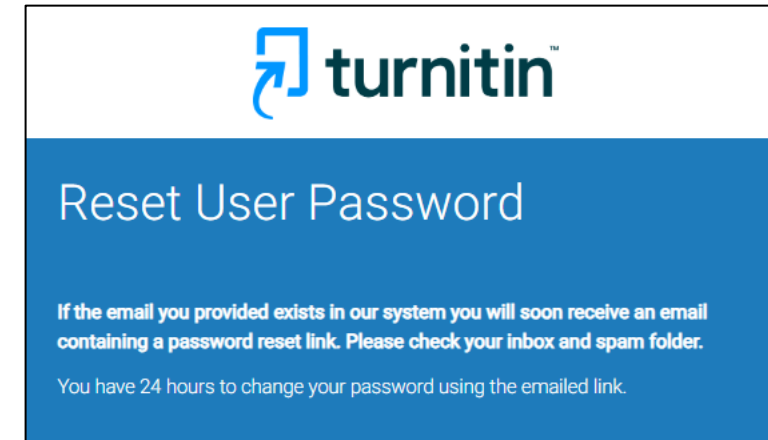
The screenshot shows the Turnitin login page. At the top is the Turnitin logo. Below it, the text "Log in to Turnitin" is displayed. There are two input fields: "Email address" and "Password". Below the fields is a "Log in" button. At the bottom, there are two social login buttons: "Sign in with Google" and "Log in with Clever". A yellow box highlights the link "Forgotten your password? Click here." with a yellow arrow pointing to it.

2. Enter your email address,
then click **Next**



The screenshot shows the Turnitin password reset page. At the top is the Turnitin logo. Below it, the text "Reset User Password" is displayed. A message reads: "Please enter the email address you used to create your user profile. Click 'next' when you are done." Below this is an "Email Address" input field containing the text "Your email address" in red. A yellow box highlights this input field. Below the field is a "Next" button.

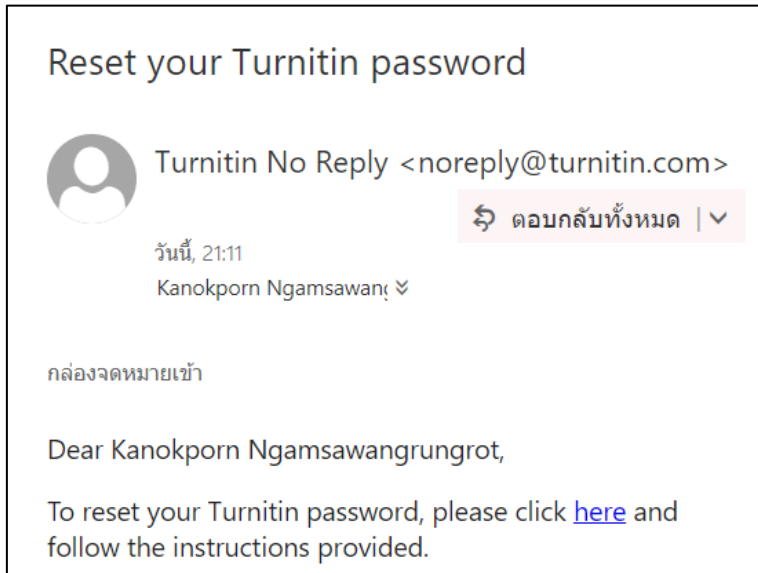
3. Turnitin will send a reset
password link to your email.



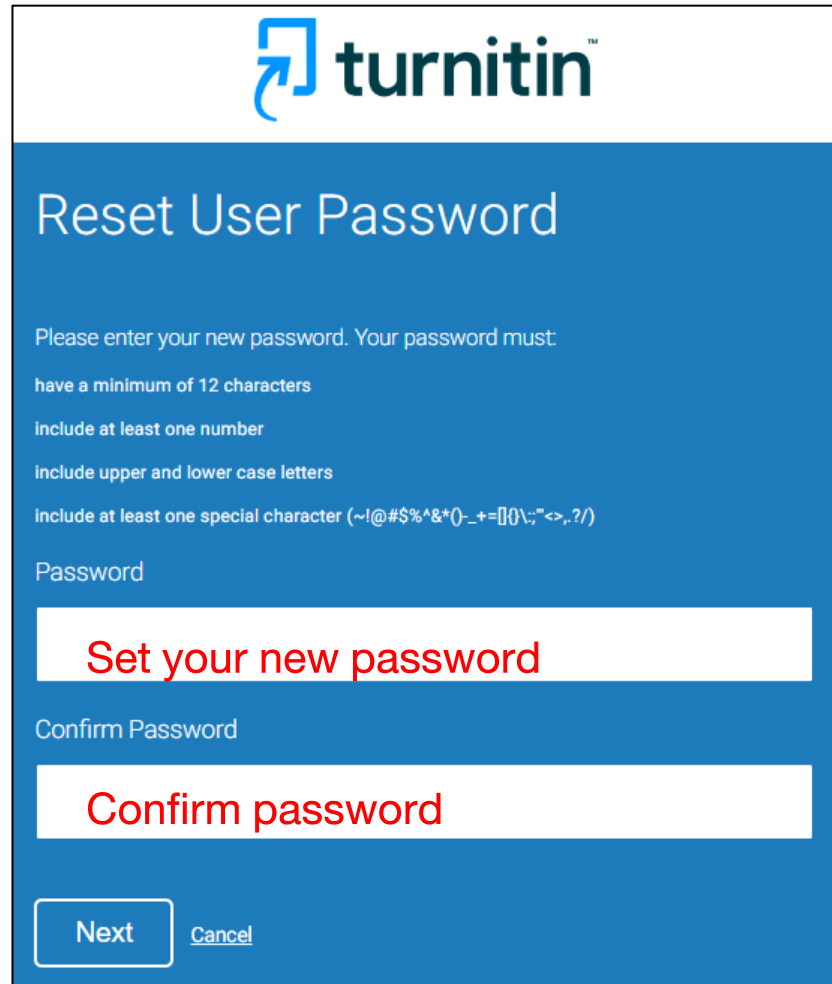
The screenshot shows the Turnitin password reset confirmation page. At the top is the Turnitin logo. Below it, the text "Reset User Password" is displayed. A message reads: "If the email you provided exists in our system you will soon receive an email containing a password reset link. Please check your inbox and spam folder." Below this is another message: "You have 24 hours to change your password using the emailed link."

How to reset your password (2)

4. Follow the link from your email.



5. Set your new password and confirm, then click **Next** to complete.



turnitin™

Reset User Password

Please enter your new password. Your password must:

- have a minimum of 12 characters
- include at least one number
- include upper and lower case letters
- include at least one special character (~!@#%*&*()-_+=[]{};:'<>.,?/)

Password

Set your new password

Confirm Password

Confirm password

Next Cancel

6. Reset password complete, you can log in with new password

