



มหาวิทยาลัยมหิดล  
คณะวิทยาศาสตร์

งานสารสนเทศและ  
ห้องสมุดสตางค์ มงคลสุข



Stang Library Training  
Information skills for you

# ออกแบบโปสเตอร์งานวิจัย ด้วย Canva รุ่นที่ 4

2 เมษายน 2568

เฉลิมพันธ์ ตาทิพย์

งานสารสนเทศและห้องสมุดสตางค์ มงคลสุข

## Academic Research Poster

Research posters are visual aids that are used to present a study. It is a popular way to showcase research work in conferences and the academe. Information is presented concisely and in a visually appealing manner to attract attention and spark discussion.

### Authors

Don't forget the names of the research authors and co-authors. Use full names and include any titles or honorifics the authors may have, as well as the university or research institution they are representing.

### Affiliations

Researches are often under or on behalf of a university, an organization, or academic research institutions. When available, include their logos with the names.

### 1 Introduction

This section gives an overview of the research. Start with the background. What are you studying and why? What is the importance of the research to the field or specific industry, and what can it contribute to the existing literature? Be mindful of the space of the poster. Include the important information, but be as straightforward as possible.

### 2 Objective

In this section, state what is the purpose of your study.

### 3 Methodology

Describe how you've conducted your research. What is the strategy of the team? What methods were used? Were there any special technology applied?

### 4 Results

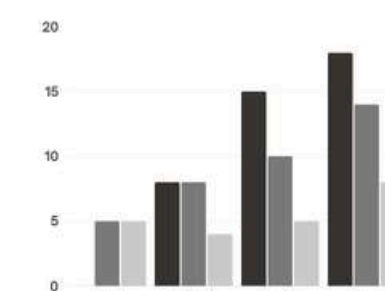
This section gives an overview of the research. Start with the background. What are you studying and why? What is the importance of the research to the field or specific industry, and what can it contribute to the existing literature? Be mindful of the space of the poster. Include the important information, but be as straightforward as possible.

### 5 Analysis


In a regular research paper, the analysis section is one of the longest parts as it builds on the information that supports the objective and thesis. With a research poster, you can trim down the analysis to the most important parts.



Use graphs to show visualization of your data's analysis.



Use graphs to show visualization of your data's analysis.



Use graphs to show visualization of your data's analysis.

### 6 Conclusion

To wrap up your poster, present two to three key findings. You can also add a brief explanation or narrative to these that can encourage conversation or dialogue with the audience. These findings can be actionable items that can lead to implementation, policy creation, or further study.

### Related literature

References can take up a lot of space, so cite only the key references used in the study.

# โปสเตอร์งานวิจัย ไม่ใช่เรื่องยาก (อย่างที่คิด)

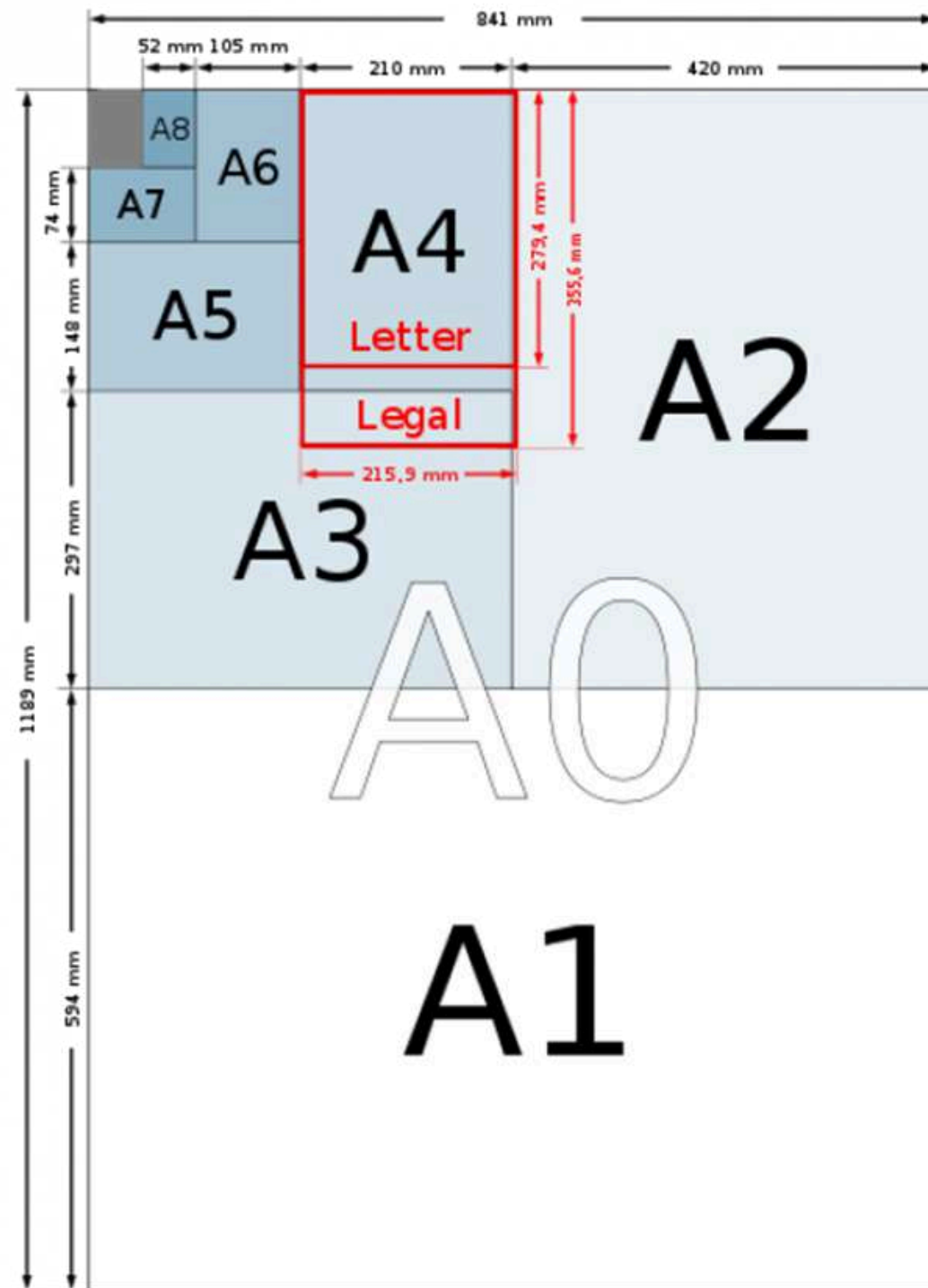


- การออกแบบ คือ Soft Skill ที่ไม่จำเป็นต้องมีความรู้พื้นฐานมาก่อน ก็สามารถเรียนรู้ได้
- โปสเตอร์ คือ สื่อประชาสัมพันธ์
- งานวิจัย คือ ผลจากการตั้งสมมติฐานจนนำไปสู่การศึกษา ค้นคว้าและทดลองอย่างเป็นระบบจนได้ข้อสรุป
- ดังนั้น โปสเตอร์งานวิจัย จึงเป็นภาพสะท้อนให้ผู้อื่น “รับรู้” ถึง “คุณค่าของงานวิจัย” ที่ค้นคว้าได้สำเร็จ

# Layout & Structure in Research Poster

1. Title / Author
2. Abstract
3. Introduction
4. Objective
5. Methodology
6. Result
7. Conclusion
8. Acknowledgment
9. Reference

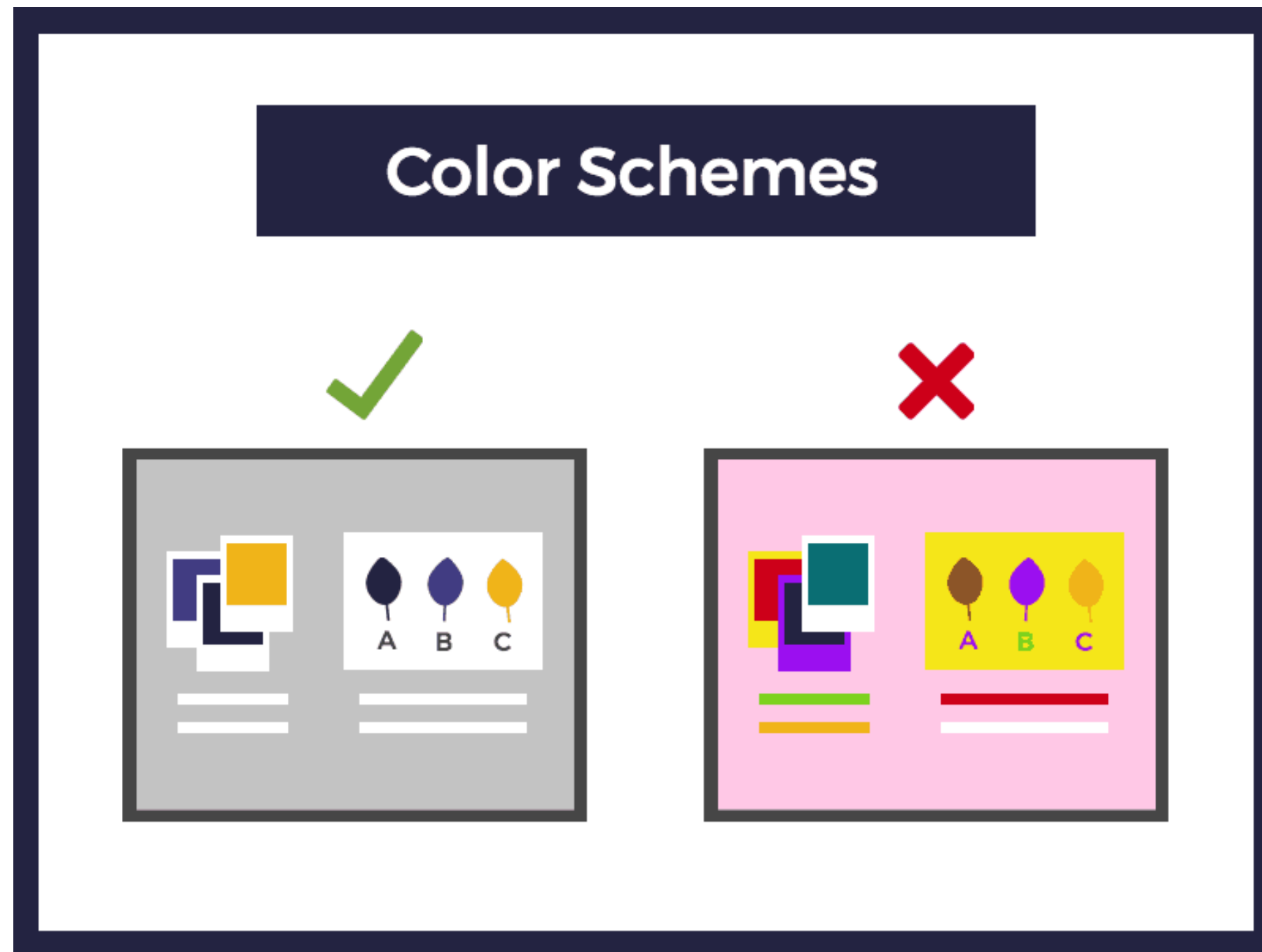
# Paper Size



## ขนาดโปสเตอร์ที่นิยม 4 Size

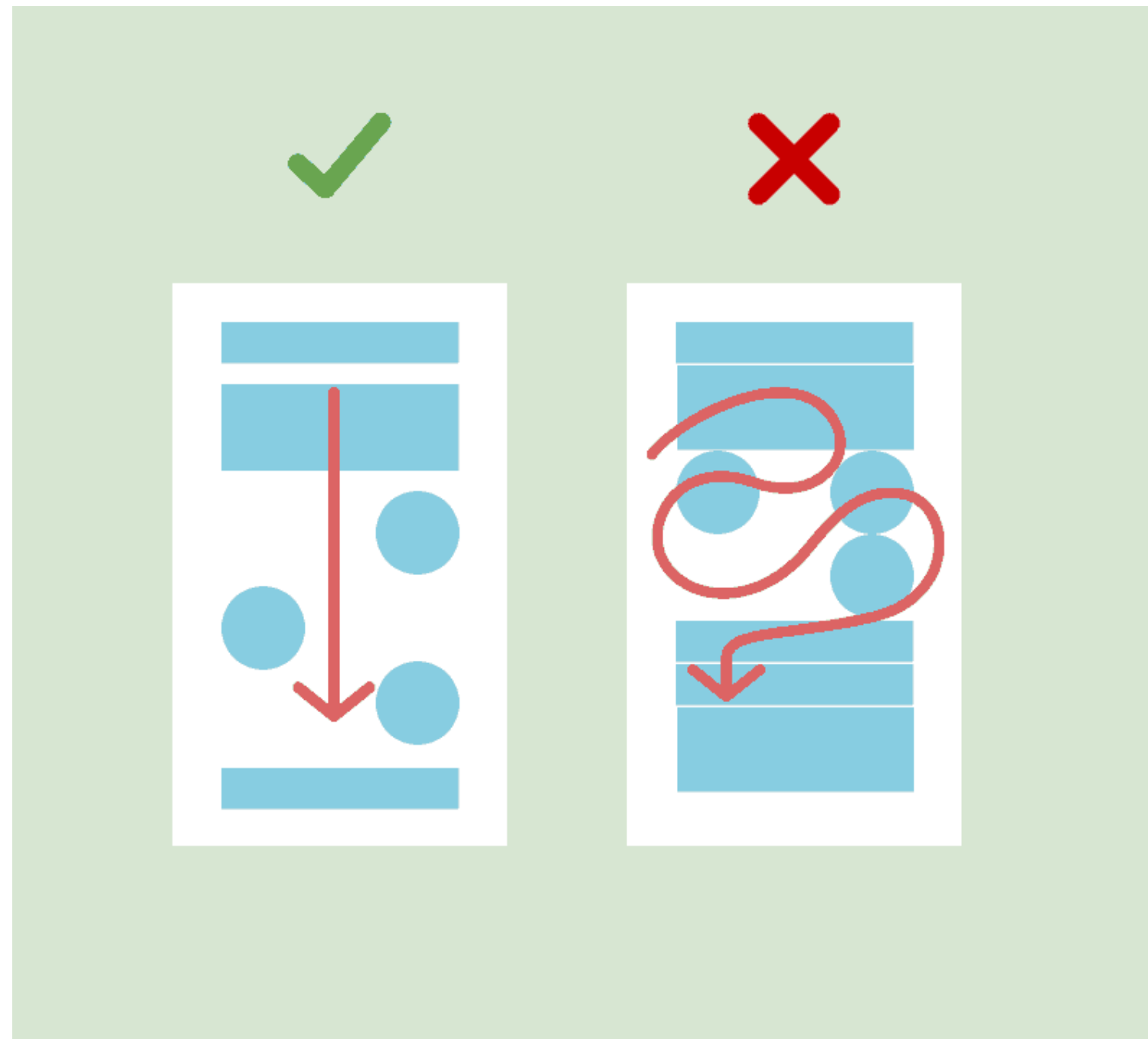
- A0 (ขนาด กว้าง 84.1 x 118.9 เซนติเมตร)
- A1 (ขนาด กว้าง 59.4 x 84.1 เซนติเมตร)
- A2 (ขนาด กว้าง 42 x 59.4 เซนติเมตร)
- A3 (ขนาด กว้าง 29.7 x 42 เซนติเมตร)

# 3 Color Rule



Source : <https://www.colorwithleo.com/what-is-the-3-color-rule-for-websites/>

# White Space



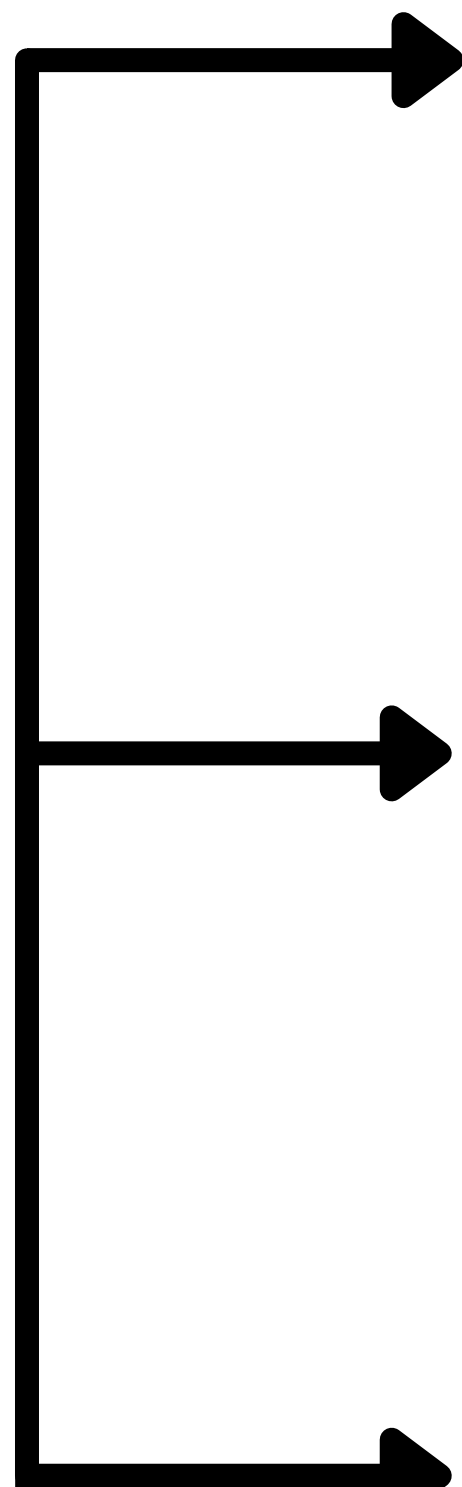
Source : <https://www.peppercontent.io/blog/tips-for-designing-better-infographics/>

Font

**Bold Font**

Light Font

ฟอนต์ไทย



# The Psychology of Color

<b>RED</b> Power Excitement Strength Power Passion Energy	<b>ORANGE</b> Confidence Warmth Innovation, Friendliness Energy Bravery	<b>YELLOW</b> Optimism Warmth Happiness Creativity Friendliness	<b>GREEN</b> Health Hope Nature Growth Freshness Prosperity	<b>BLUE</b> Trust Loyalty Dependability Logic Serenity Security
<b>PURPLE</b> Wisdom Luxury Wealth Spirituality Sophistication Royalty	<b>PINK</b> Imaginative Passionate Transformation Balance Creativity	<b>BROWN</b> Serious Earthiness Reliability Authenticity Warmth Support	<b>BLACK</b> Sophistication Security Power Authority Substance	<b>WHITE</b> Cleanness Clarity Purity Simplicity Freshness

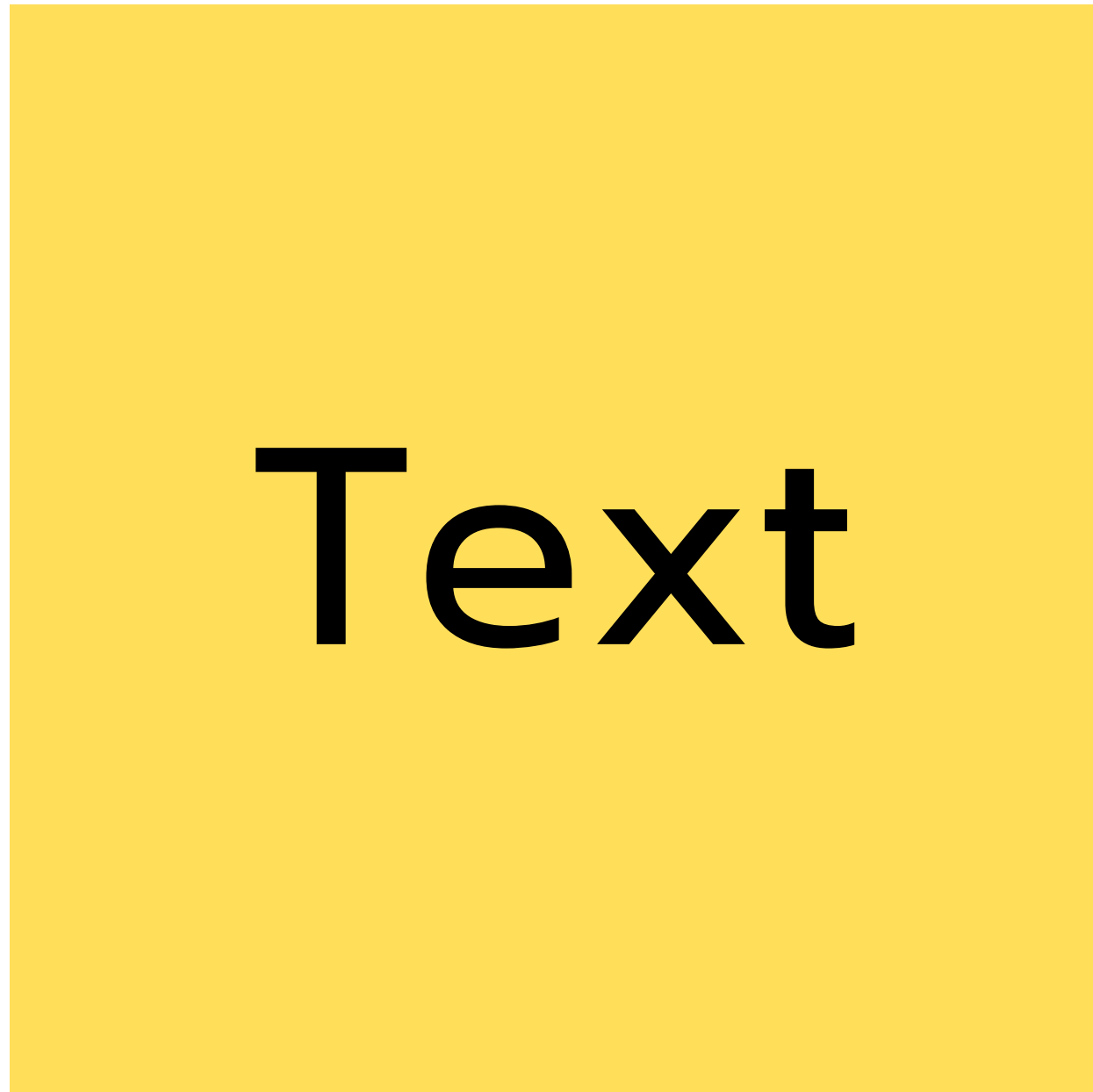
# The Psychology of Color: Emotion & Logos

energetic, bold, passionate, strength, love, action, aggressive	   
friendliness, adventure, affordability, fun, confident	   
positivity, hope, optimism, clarity, happiness, spontaneity	   
freshness, calm, health, growth, balance, harmony	   
peace, serenity, secure, trustworthy, dependable	   
Sophisticated, mysterious, royalty, elegance, wise	   
prestige, power, sophistication, bold, classic, serious	   

Source : <https://www.natsuminishizumi.com/blog/how-to-choose-your-brand-colors>

# Font & Background

**Example 1 : Yellow BG & Black Text**



**Example 2 : Red BG & White Text**



# THE SUBSTANCE



# IT'LL CHANGE YOUR LIFE

**THE SUBSTANCE**

ONLY IN THEATERS  
SEPTEMBER 20

MUBI

A FILM BY  
CORALIE  
FARGEAT

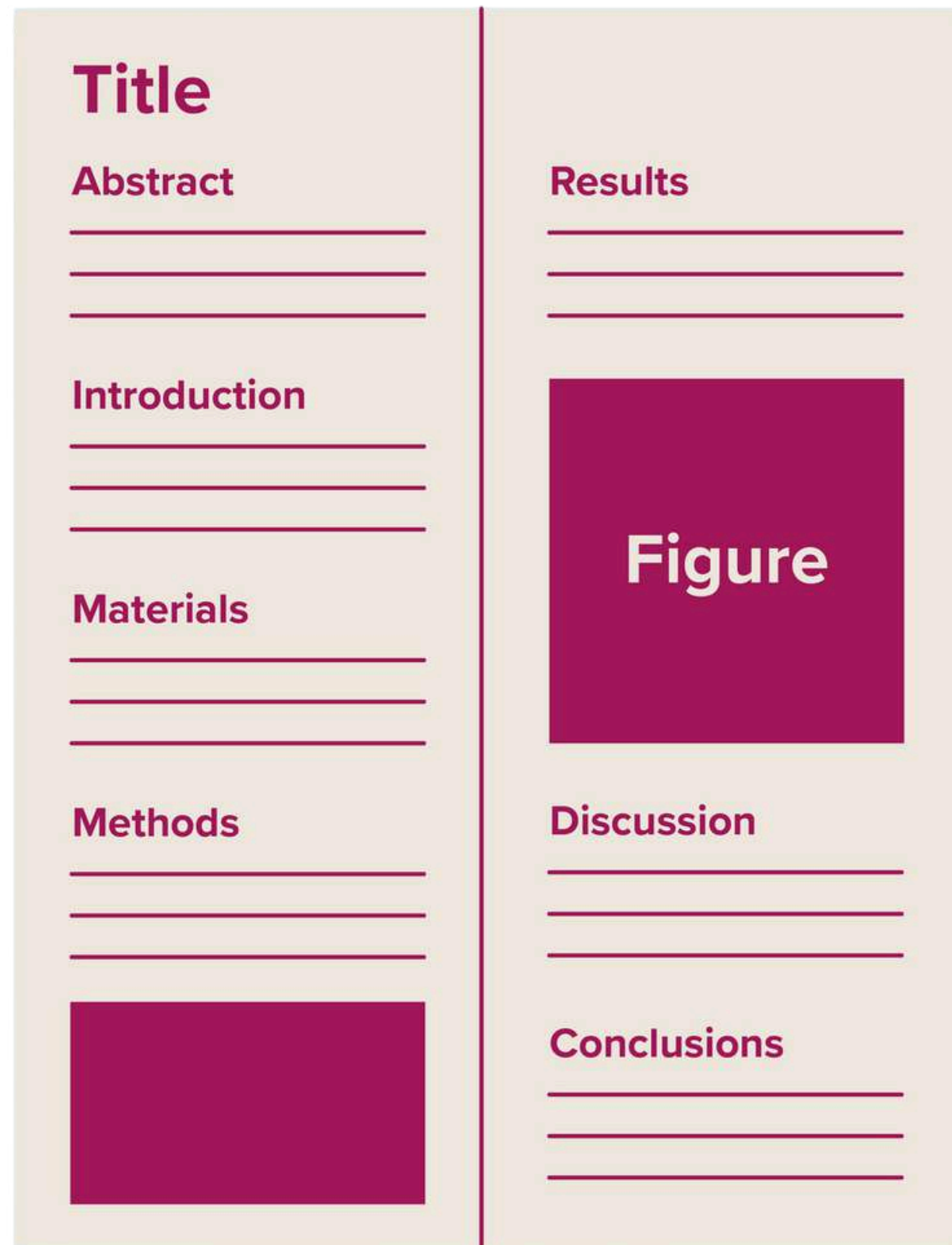
STARRING  
DEMI MOORE  
MARGARET QUALLEY  
AND  
DENNIS QUAID

MUBI PRESENTS THE FILM "THE SUBSTANCE" BY CORALIE FARGEAT. STARRING DEMI MOORE, MARGARET QUALLEY, DENNIS QUAID, AND JACQUES BLANCHARD. CASTING BY JACQUES BLANCHARD. COSTUME DESIGNER: JACQUES BLANCHARD. HAIR AND MAKEUP: JACQUES BLANCHARD. PRODUCTION DESIGNER: JACQUES BLANCHARD. EXECUTIVE PRODUCERS: JACQUES BLANCHARD, DENNIS QUAID, AND CORALIE FARGEAT. PRODUCED BY CORALIE FARGEAT. WRITTEN AND DIRECTED BY CORALIE FARGEAT.

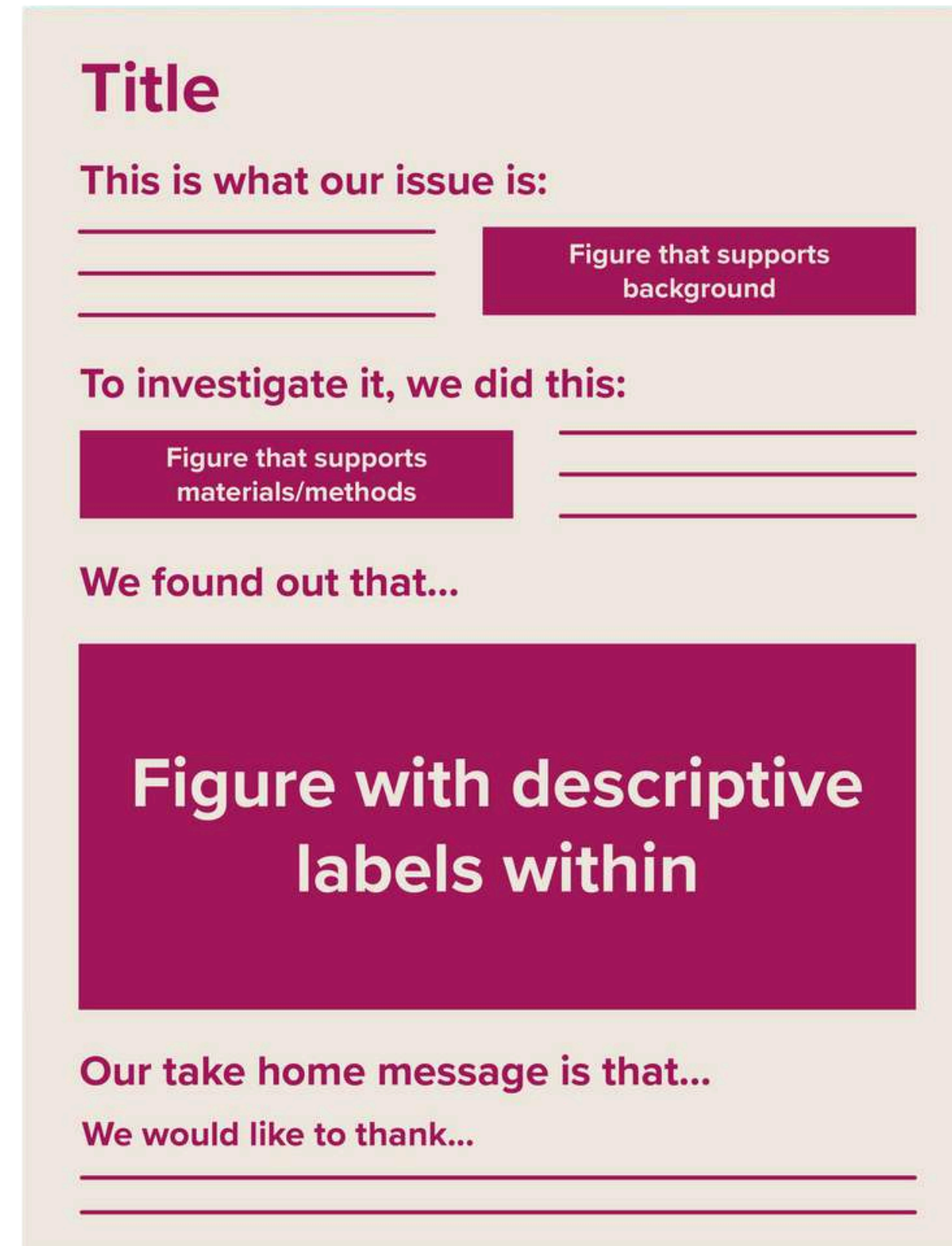
© 2024 MUBI



# Before



# After



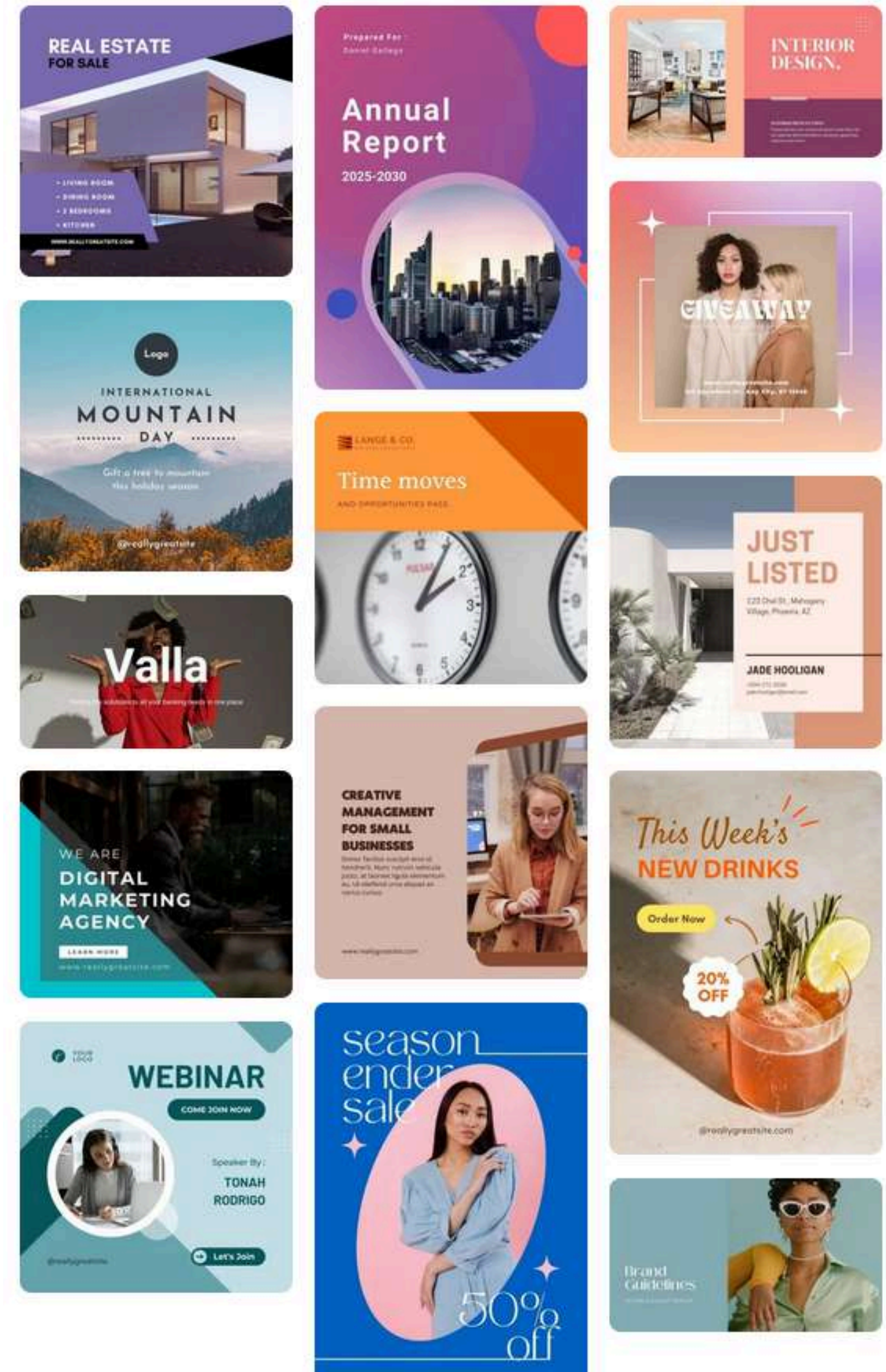


# Create Collaborate Publish


Launched in 2013

Design anything with thousands of free templates, photos, fonts, and more. Bring your ideas to life with Canva's drag-and-drop editor. Share designs easily, with a simple click.


<https://www.canva.com>




# Device for Canva



Online Website  
(<https://www.canva.com>)



Desktop App.  
(OS: Window)



Mobile App.  
(OS: Android, iOS)

# Template



# Text

Add a heading

Add a subheading

Add a little bit of body text

## English Fonts

## Thai Fonts

Font combinations

XOXO

INSERT  
COIN

HAPPY  
HOUR

GAME  
OVER

RODEO

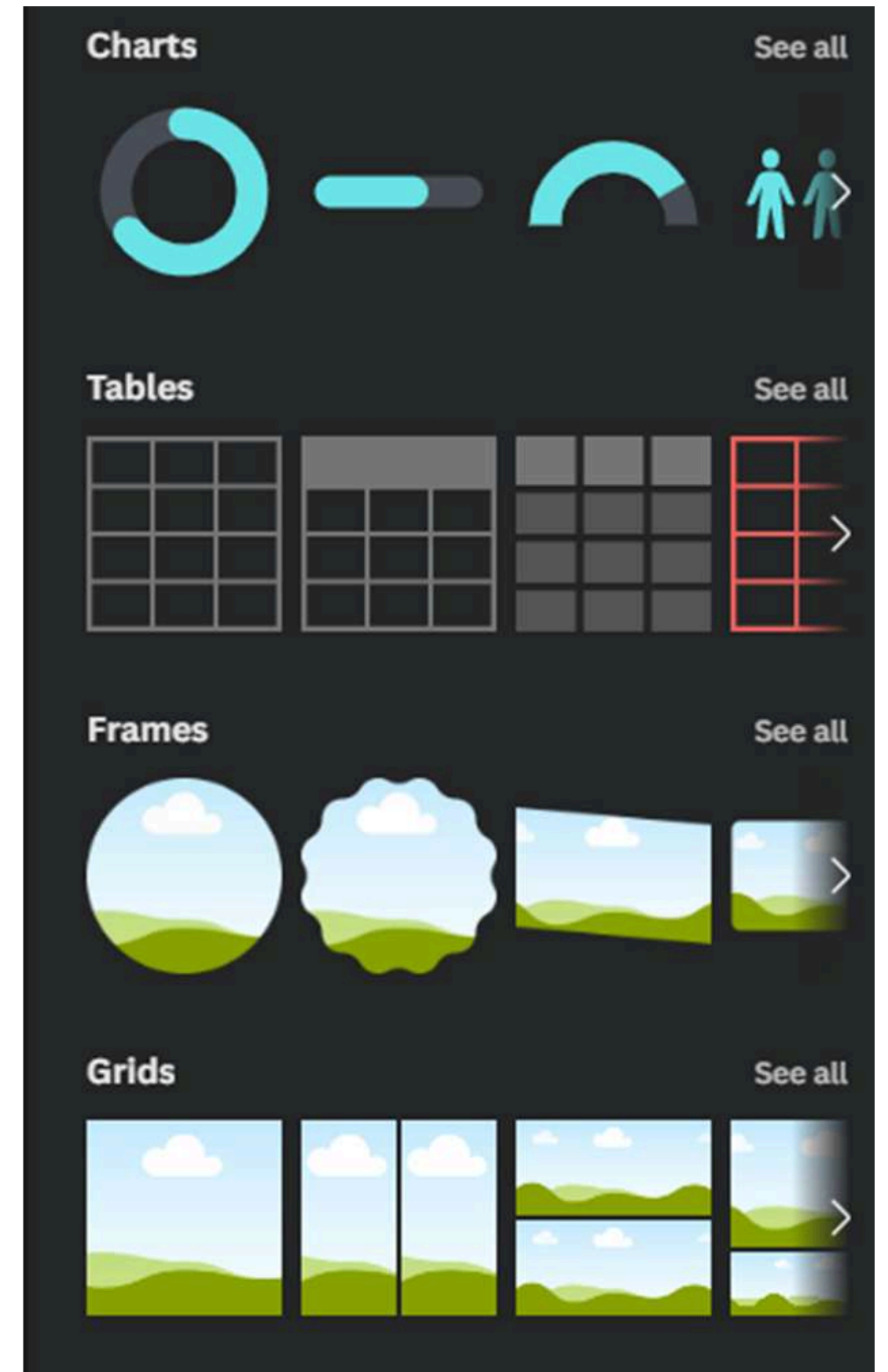
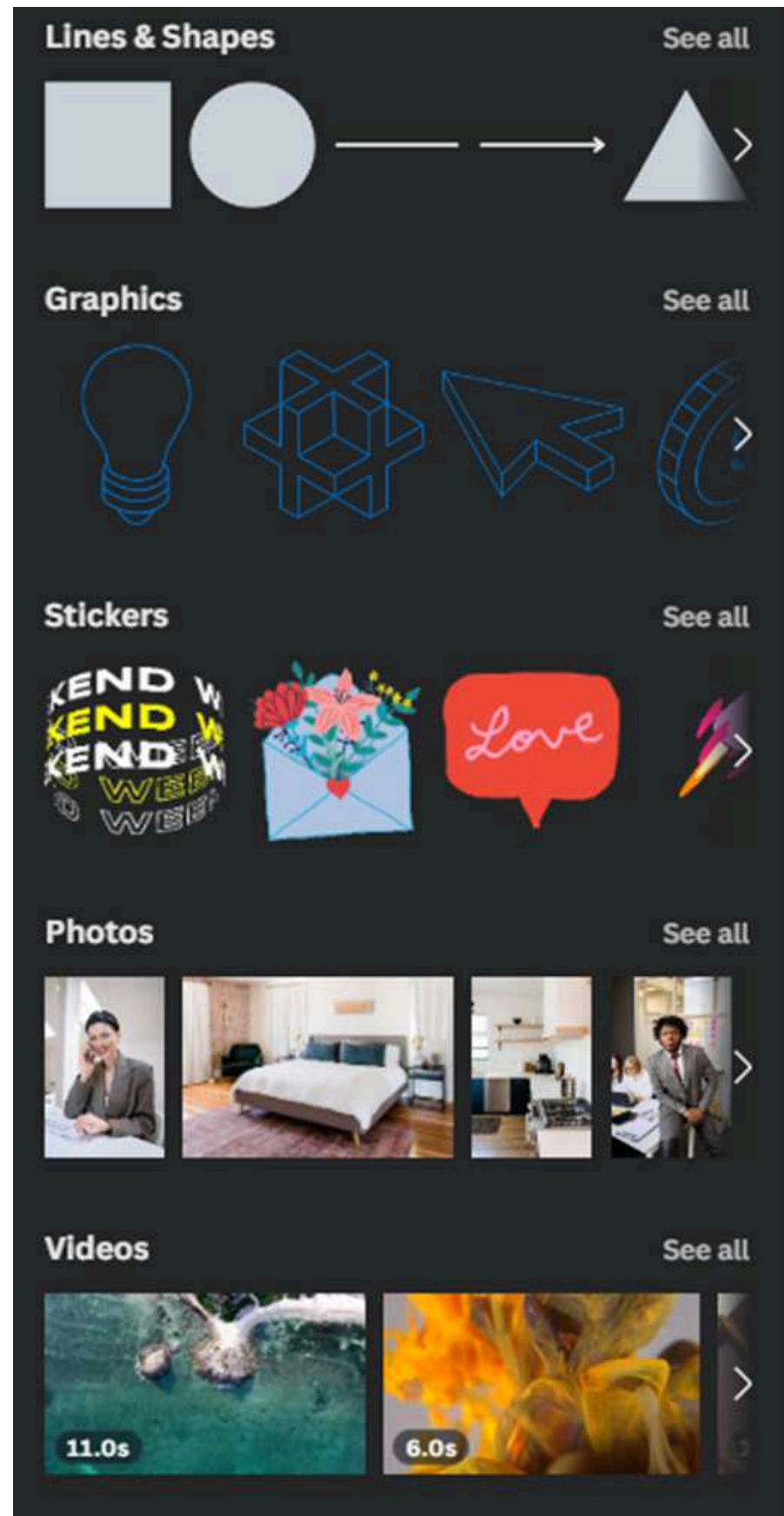
HELLO  
*darling*

PIZZA  
PARTY

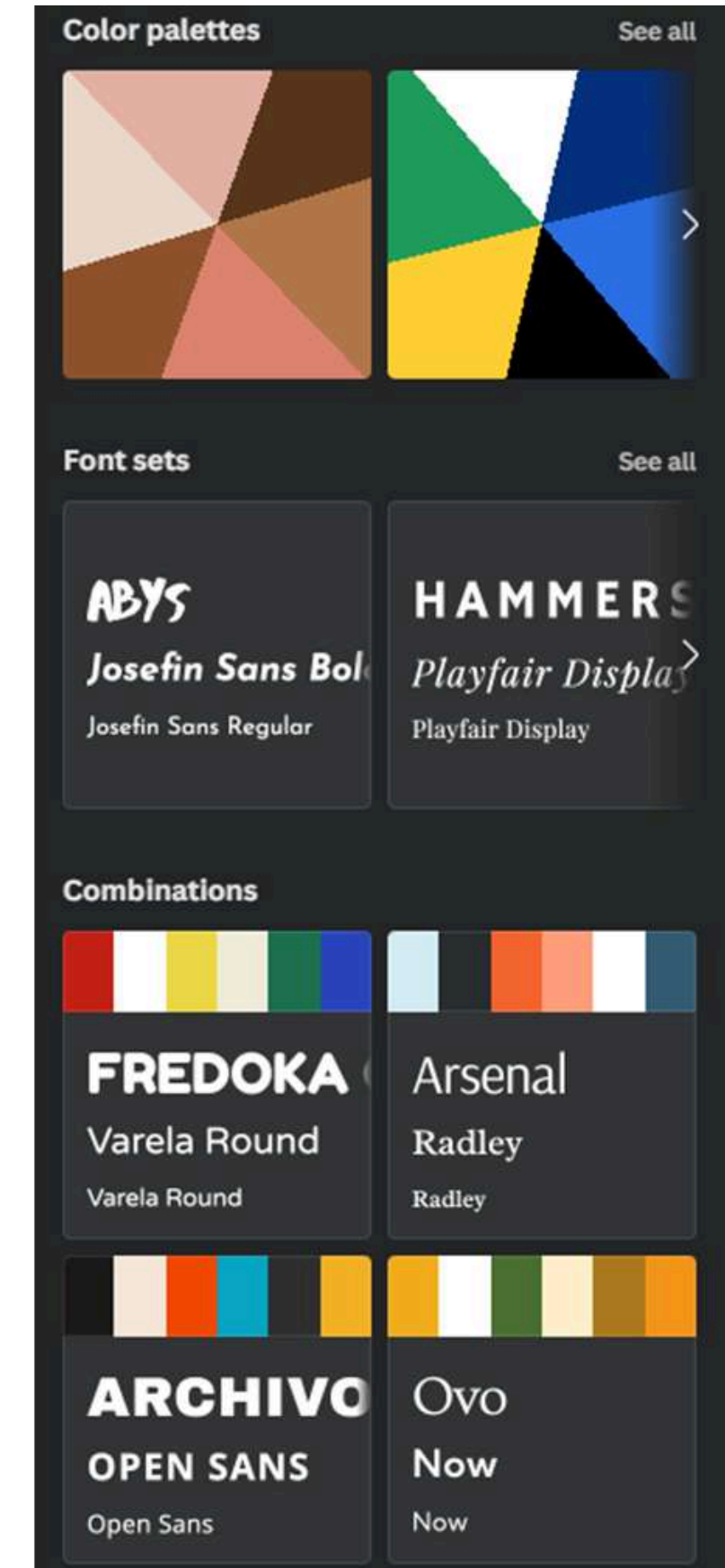
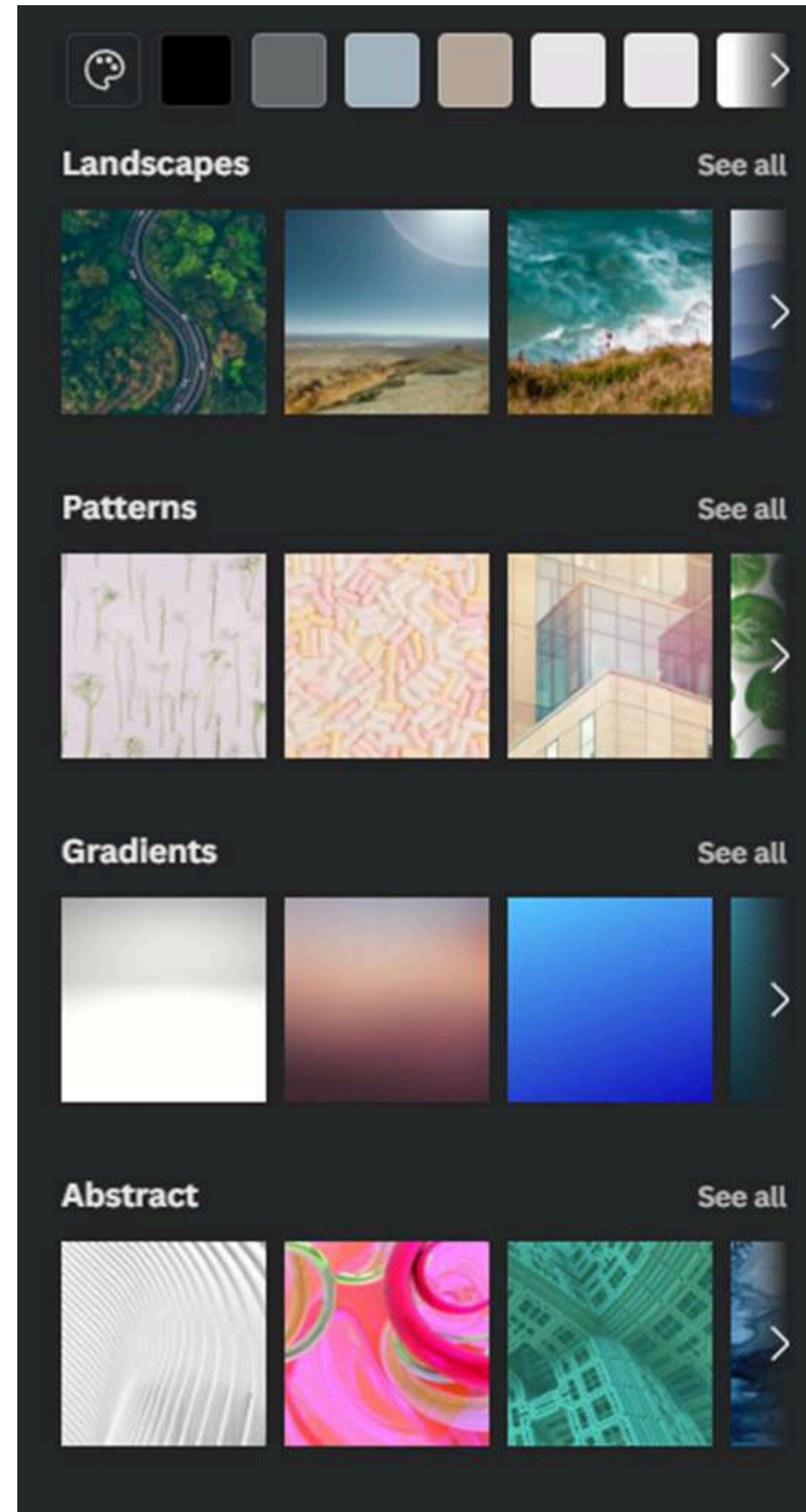
cold,  
smooth  
& tasty.

ANGELO BREWING

# Elements



# Background & Styles



# Share & Download

The image shows a file export menu with two paths highlighted in red. The top path leads to a 'Size' dialog, and the bottom path leads to a 'Color Profile' dialog.

**File type menu:**

- File type
- PNG **SUGGESTED** (checked)
- JPG Best for sharing
- PNG **SUGGESTED** Best for complex images, illustrations** (checked)
- PDF Standard Best for documents (and emailing)
- PDF Print Best for printing**
- SVG Best for web design and animations
- MP4 Video High quality video
- GIF Short clip, no sound

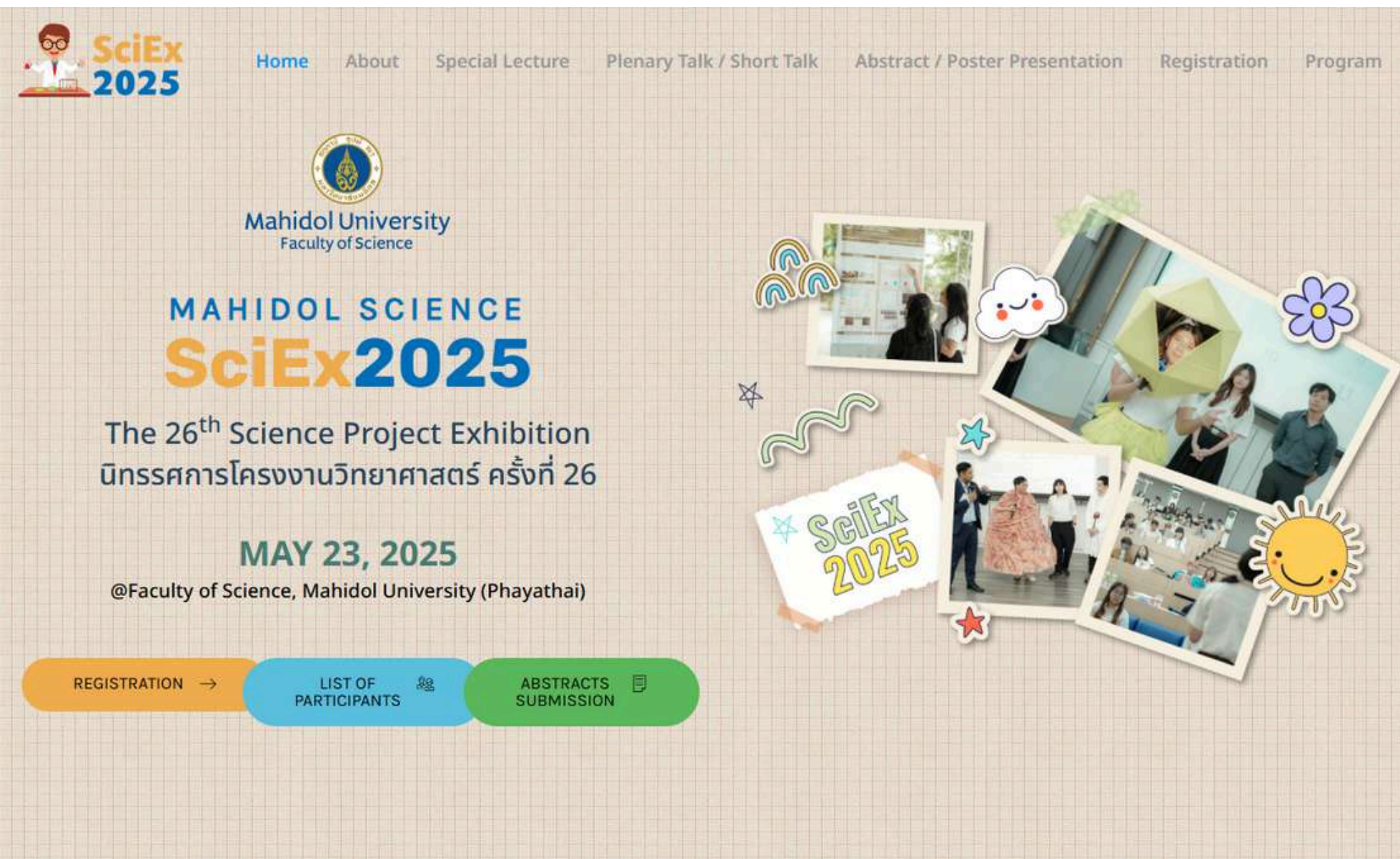
**Size dialog (top path):**

- Size × 1
- 1,414 × 2,000 px
- Transparent background
- Compress file (lower quality)
- Save download settings

**Color Profile dialog (bottom path):**

- Crop marks and bleed ⓘ
- Flatten PDF ⓘ
- Color Profile
- RGB (best for digital use) (checked)
- RGB (best for digital use)
- CMYK (best for professional printing)

# Use Case: SciEx2025



## Poster Presentation

- The posters must be in portrait (upright) format and should not exceed the following dimensions: 84.1 cm width, 118.9 cm height (A0).
- The poster should contain
  - research topics
  - objectives
  - experimental
  - results and discussion
  - conclusion/summary
  - researchers' list and their affiliation.

Source: <https://science.mahidol.ac.th/sciex/2025/present/>

# Workshop

## Research Paper

- <https://www.nature.com/articles/s41467-024-46258-z>

## Content

- <https://docs.google.com/document/d/1NuBowBYi1xuJhHCeK-H4KleZfznretm9/>

# Key Takeaways

- เน้นหลักการออกแบบ 3 Colors, White Space, Standard Font และปรับเนื้อหาให้เข้าใจง่าย
- Template สำเร็จรูป ที่เน้นความเรียบง่าย ชัดเจน และประหยัดเวลาในการทำโปสเตอร์วิจัย
- ดาวน์โหลดโปสเตอร์เป็นไฟล์ดิจิทัล (.jpg, .png, .pdf) สำหรับเผยแพร่ออนไลน์ เลือกพิมพ์ RGB สำหรับพิมพ์โปสเตอร์ เลือก CMYK

